

# Document control

## Document details

<b>Title</b>	Havering Pension Fund Annual Report
<b>Version number</b>	V0.1
<b>Status</b>	Final
<b>Author</b>	Debbie Ford, Pension Fund Accountant Corporate and Strategic Finance
<b>Lead officer</b>	Andrew Blake Herbert, Director of Communities & Resources
<b>Approved by</b>	Pensions Committee
<b>Review date</b>	N/A

## Version history

<b>Version</b>	<b>Status</b>	<b>Date</b>	<b>Dissemination/Change</b>
<b>V0.1</b>	Initial draft	November 2014	Officers for finance, legal, human resources and equalities implications

## Approval history

<b>Version</b>	<b>Status</b>	<b>Date</b>	<b>Approved by</b>
<b>V0.1</b>			

## Equality Impact Assessment record

<b>Date</b>	<b>Completed by</b>	<b>Review date</b>
Not required		



# Havering

L O N D O N   B O R O U G H


# HAVERING PENSION FUND ANNUAL REPORT MARCH 2014

**Pensions Regulator**  
**Registration Number**  
**10027841**

Financial Services  
Town Hall  
Main Road  
Romford, Essex, RM1 3BB

Tel: 01708 432217  
Fax: 01708 432162

# Contents Page



## TRUSTEE REPORT

Message from the chairman	3
Introduction	4 - 5

MANAGEMENT AND FINANCIAL PERFORMANCE REPORT	6 - 20
---	--------

INVESTMENT POLICY AND PERFORMANCE REPORT	21 - 26
--	---------

SCHEME ADMINISTRATION REPORT	27 - 30
------------------------------	---------

ACTUARIAL REPORT	31 - 33
------------------	---------

GOVERNANCE COMPLIANCE STATEMENT - overview	34 - 39
--	---------

FUND ACCOUNT AND NET ASSETS STATEMENT (includes Audit Opinion)	40 - 59
---	---------

BENCHMARKING REPORT	60
---------------------	----

FUNDING STRATEGY STATEMENT - overview	61
---------------------------------------	----

STATEMENT INVESTMENT PRINCIPLES - overview	62
--	----

COMMUNICATION POLICY STATEMENT - overview	63 - 65
---	---------

CONTACT POINTS FOR FURTHER INFORMATION	66
--	----

APPENDICES	67
------------	----

<u>Governance Compliance Statement</u>	<u>68 - 77</u>
<u>Communication Strategy 2013-2015</u>	<u>78 - 86</u>
<u>Funding Strategy Statement (FSS)</u>	<u>87 - 99</u>
<u>Statement of Investment Principles (SIP)</u>	<u>100 -113</u>
<u>Myners' Compliance Table</u>	<u>114 -132</u>

# Trustee Report

## **Foreword to the Annual Report of the Havering Pension Fund for the year ended 31<sup>st</sup> March 2014**

During the year the Pensions Committee dealt with several key issues, which are listed on pages 37-38 of the report and its members attended a number of associated training and development seminars, which are similarly listed on page 36.

In addition to highlighting the work of the Pensions Committee, an overview of the activities of the Pension Administration team is contained on pages 13 -16 of the report.

Work continued during the year to complete the implementation of the investment strategy, members interviewed and appointed two new multi asset managers, who commenced trading in November and December. Although members agreed to introduce an exposure to local infrastructure, money was invested with the Fund's passive equity manger in their Sterling Liquidity Fund whilst we explore how to develop this allocation.

The value of the Fund as at 31<sup>st</sup> March 2014 was £506m, an increase on the previous year end valuation of £461m. The fund is invested in shares issued by companies listed on the stock exchange and on foreign exchanges and also in bonds, property funds and in cash.

The overall return on the Fund's investments (over the year growth of the fund expressed in percentage terms) was 7%. Further information on the Fund's investment performance can be found on page 24 of this report.

Stock markets are still very volatile and although the value of the Fund's assets grew during 2013/14 the impact of the rising value of liabilities gave rise to concerns for the funding level of the Fund. This concern was borne out as the Fund undertook its triennial valuation using data as at 31 March 2013. The asset returns were higher than expected for this valuation but were not enough to offset the growth in liabilities and therefore there was no change to the funding level of 61%.

The Fund had a busy year implementing the Automatic Enrolment legislation for Havering staff, which commenced on the 1 May 2013 and in the preparation and implementation of the new Local Government Pension Scheme starting from 1 April 2014.

As part of the continuing review of public expenditure the Government has consulted and continues to consult on changes to public pensions and members' concern of what the future holds is understood. Officers will be looking at the Governance arrangements for the Fund during the coming year with introducing a new Local Pension Board set up from 1 April 2015. The primary role of this Board is to assist the scheme manager in ensuring compliance with regulations and legislation relating to governance and administration.

I trust that this report is both clear and informative to Fund members and for the general public, but should clarification be required, or comment made, contact details are shown on page 65.



Councillor John Crowder  
Chairman – Pensions Committee

# INTRODUCTION

The Council is an Administering Authority and operates a pension fund on behalf of its employees and pensioners under the provisions of the Local Government Pension Scheme Acts and Regulations. The Pension Fund is called the Havering Pension Fund (the 'Fund').

The Fund is financed by contributions from employees, employers and from profits, interest and dividends on its investments. The Fund does not form part of the Council's consolidated accounts and has established a separate bank account.

The performance of the Fund impacts on the cost of Council services through the cost of employer contributions. However, the performance of the Fund investments will not affect pension benefits to scheme members as benefits are guaranteed by Statutory Regulations irrespective of performance.

## Scheme Details

The new look pension scheme came into force for all active members and potential members of the Local Government Pension Scheme (LGPS) on 1 April 2008, with a new Career Average Revalued Earnings (CARE) Scheme being introduced from the 1<sup>st</sup> April 2014.

Members of the LGPS belong to a scheme which currently provides high quality pension benefits based on the best of the last three year's pensionable pay (whole time equivalent pay) and actual scheme membership (reckonable service). Because the Scheme is a defined benefit scheme, members' benefits are calculated strictly in accordance with the Regulations and are not subject to changes generally affecting the fund assets. The Scheme is contracted out of the State Second Pension. This means that any pension paid from the Local Government Pension Scheme must be at least equal to the Guaranteed Minimum Pension (GMP) otherwise provided by SERPS to 5 April 1997.

Pensions are increased annually in line with the Consumer Price Index unless retirement occurred on the grounds of Redundancy or Efficiency before age 55, in which case, any increase is payable from age 55.

The scheme also pays a death benefit in the form of a lump sum and a pension to the spouse, civil partner, or nominated cohabitee of a member who dies in service. A dependant's pension is generally also paid to the spouse, civil partner or nominated cohabitee of a member who dies after retirement, or with a deferred pension.

The scheme is open to all local authority employees (except teachers) who have their own schemes) and for employees of other eligible bodies. Admitted bodies currently have "closed" membership, although the decision on whether membership is "open" or "closed" rests with the incoming employer subject to risk review for the Pension Committee. All eligible employees who have a permanent or temporary contract of three months or more are contractually enrolled in the fund from the first day of employment. Any member of the scheme can opt out by completing an opt out form available from the pension website [www.yourpension.org.uk/handr](http://www.yourpension.org.uk/handr). The opt out process fully complies with the Automatic Enrolment legislation which is currently being implemented when Scheme Employers reach their staging dates. A pension officer has been supporting the Automatic Enrolment process with all Scheme Employers.

A summary of the benefits of the LGPS are shown below. Further details of the specific conditions and detailed benefits can be obtained from Internal Shared Services and the Pensions website at [www.yourpension.org.uk/handr](http://www.yourpension.org.uk/handr).

The core benefits of the scheme are:

- A guaranteed pension based on final pay and the length of service in the scheme.
- The ability to provide a tax-free lump sum by commutation of pension. Members of the scheme prior to 1 April 2008 have a tax free lump of approximately three times the pension accrued based on service to 31 March 2008.
- Life assurance of three times the members' pensionable pay from the day they join the scheme.
- Pensions for spouses, civilly registered partners and qualifying cohabiting partners. Eligible children are also entitled to a pension.
- An entitlement paid early if a member has to stop work due to a permanent ill health.
- Pensions increase in line with CPI.
- Pensions are payable from age 55 with employers consent, including flexible retirement.

The cost of membership:

- Employees pay a tiered contribution based on whole time equivalent pay of between 5.5% and 7.5%.
- Employers also pay a contribution towards the pension costs. This amount is decided every three years following an independent actuarial evaluation by the Fund's Actuary. In 2013/14 the contribution rates for employers in the Havering Pension Fund range from 14.7% to 25.3% based on the valuation as at 31 March 2010.
- The 2013 triennial valuation has now set the contribution rates for 2014/15 onwards. These employer contribution rates range from 16.7% to 28.7%

### **LGPS 2014 Career Average Revalued Earnings (CARE) Scheme**

The new CARE scheme was implemented on 1 April 2014. The main changes in the scheme are:

- **Your pension builds up in a new way**

Each year in the new scheme the member will build up a pension equal to 1/49<sup>th</sup> of their actual pensionable pay in that year, there will also be annual inflation increases, so the pension account keeps up with the cost of living each year. The 2008 LGPS Scheme is a final salary scheme based on final full time equivalent pensionable pay at leaving with an accrual rate of 1/60<sup>th</sup>, which is calculated at the point of leaving with inflation increases added from this time. For service accrued prior to 31 March 2014, pension benefits will be calculated as before.

- **Changes to the normal pension age**

For pension building up from the 1<sup>st</sup> April 2014 the scheme's normal pension age will be the same as the state pension age, with 65 as the earliest age. Scheme members can find out their state pension age from [www.gov.uk/calculate-state-pension](http://www.gov.uk/calculate-state-pension).

- **More flexibility around when a member can leave and take their pension**

Members will be able to choose to leave and draw their pension anytime from age 55 – but the longer they work the more their pension will be. It will be reduced if they retire before their normal pension age and increased if they retire later.

- **Employee Contribution Band**

The employee contribution bands are proposed to be from 5.5% to 12.5%. The applicable band for members will be based on their actual pay rather than full time equivalent, with actual pay now including non-contractual elements such as overtime.

Further details of the new Scheme can be found in the factsheet link [here](#).

# Management and Financial Performance Report

## SCHEME MANAGEMENT AND ADVISORS

The overall direction of the Funds investment strategy is delegated to the Council's Pension Committee. Performances of the six different fund managers, who have specific mandates, are measured against agreed benchmarks for each mandate.

The Pensions Committee also obtains and considers advice from the authority's officers, and as necessary from the Fund's appointed investment adviser, actuary and performance measurers who also attend meetings as and when required.

The Fund also appoints a custodian for the safekeeping of the scheme's asset, such as holding share and bond certificates and cash. The custodian also puts together reports on the accounting value of assets held.

Day to day management of the Fund is delegated to the Group Director Resources.

The membership of the Pensions Committee reflects the political balance of the Council and the structure of the Pensions Committee members up to May 2014 were as follows:

Cllr Rebecca Bennett (Chair) – Conservative Group  
Cllr Melvin Wallace (Vice Chair) – Conservative Group  
Cllr Roger Ramsey – Conservative Group  
Cllr Steven Kelly - Conservative Group  
Cllr Ron Ower – Residents Group  
Cllr Pat Murray – Labour Group  
Vacant – Independent Local Residents Group  
Union Members (Non - voting) - John Giles (Unison), Andy Hampshire (GMB)  
Admitted/Scheduled Body Representative (voting) – Heather Foster-Byron – St Edwards Academy (appointed from December 2013)

There were some changes made to the elected members of the committee due to Local elections held on the 22 May 2014 as follows:

Cllr John Crowder (Chair) – Conservative Group  
Cllr Melvin Wallace – Conservative Group  
Cllr Roger Westwood – Conservative Group  
Cllr Ron Ower – Residents Group  
Cllr Linda Hawthorne – Residents Group  
Cllr John Mylod – Residents Group  
Cllr David Johnson (Vice Chair) UKIP  
Union Members (Non - voting) - John Giles (Unison), Andy Hampshire (GMB)  
Admitted/Scheduled Body Representative (voting) – Heather Foster-Byron – St Edwards Academy (appointed from December 2013)

Following an Extraordinary meeting of the Council on the 22 October 2014 the membership of the Pensions Committee was changed to the following:



**Cllr John Crowder**  
Chair  
  
Conservative Group



**Cllr David Johnson**  
Vice Chair  
  
UKIP



**Cllr Melvin Wallace**

Conservative Group



**Cllr Roger Westwood**

Conservative Group



**Cllr Stephanie Nunn**

Residents' Group



**Cllr Clarence Barrett**

East Havering Residents'  
Group



**Cllr John Mylod**

Residents' Group

The terms of reference for the Pensions Committee are:

- To consider and agree the investment strategy and statement of investment principles (SIP) for the pension fund and subsequently monitor and review performance
- Authorise staff to invite tenders and to award contracts to actuaries, advisers and fund managers and in respect of other related investment matters
- To appoint and review the performance of advisers and investment managers for pension fund investments
- To take decisions on those matters not to be the responsibility of the Cabinet under the Local Authorities (Functions and Responsibilities)(England) Regulations 2000 relating to those matters concerning pensions made under Regulations set out in Sections 7, 12 or 24 of the Superannuation Act 1972

Fund Administrator

London Borough of Havering, Town Hall,  
Romford, RM1 3BD

Fund Actuary

Hymans Robertson from 1 April 2010

Auditors

PricewaterhouseCoopers LLP (PwC)

Custodians

State Street Global Services

Investment Managers

Royal London Asset Management (Investment Bonds)  
UBS (Property)  
Ruffer LLP (Multi Asset)  
State Street (Passive UK/Global Equities)  
Baillie Gifford (Global Equities)  
Baillie Gifford Diversified Growth Fund (Multi Asset) from  
December 2013)



Barings Dynamic Asset Allocation Fund (Multi Asset) from December 2013 to August 14

Investment Advisers

Hymans Robertson

Legal Advisers

London Borough of Havering Legal Services provide legal advice as necessary (specialist advice is procured as necessary)

Bankers

National Westminster Bank PLC

Performance Measurement

WM Company

AVC Providers

Prudential and Standard Life

Group Director of Communities and Resources

Andrew Blake Herbert

Pension Fund Accountant

Debbie Ford

Pensions Administration Management

Internal Shared Services (ISS)  
Transactional Manager  
Karen Balam

**Employers in the Fund are as follows:**

- London Borough of Havering (includes non-teaching staff in schools and schools listed below under Designated Bodies)

***Scheduled bodies***

- Havering College of Further Education
- Havering Sixth Form College)
- Drapers Academy (Academy from 1 September 2011)
- Abbs Cross School (Academy from 1 April 2011)
- Brittons School & Technology College (Academy from 1 April 2011)
- Coopers' Company & Coborn School (Academy from 1 April 2011)
- Hall Mead Secondary School (Academy from 1 August 2011)
- The Albany School (Academy from 1 August 2011)
- Champion School (Academy from 1 August 2011)
- Sacred Heart of Mary's Girl's School (Academy from 1 August 2011)
- St Edwards CE Secondary Comprehensive (Academy from 1 August 2011)
- Redden Court (Academy from 1 September 2011)
- Frances Bardsley School for Girls (Academy from 1 July 2012)
- Emerson Park (Academy from 1 September 2012)
- Upminster Junior School (Academy from 1 November 2012)
- Upminster Infant School (Academy from 1 November 2012)
- Bower Park (Academy from 1 February 2013)
- Langtons Junior School (Academy from 1 April 2013)
- Oasis (Pinewood School) (Academy from 1 Oct 2013)
- The Chafford School (Academy from 1 Nov 13)

***Admitted Bodies***

- Havering Citizens Advice Bureau
- Mears (taken over from Morrisons November 2012)
- Sports and Leisure Management Ltd – Fitness and Health
- Sports and Leisure Management Ltd – Charitable Trust
- KGB Cleaners
- Volker (joined November 2011)
- Family Mosaic (joined November 2012)
- Sodexo Catering (joined 1 January 2014 – pending legal agreement)
- Breyers Group (joined 1 March 2014 – pending legal agreement)

**Designated Bodies:****Trust Schools**

- Corbets Tey Special School

**Foundation Schools**

- Marshall Park (Foundation from 1 September 2011)
- Royal Liberty
- The Sanders Draper School
- The Mawney Primary School

**Voluntary Aided Schools**

- St Alban's Catholic Primary
- St Edward's CE Primary
- St Joseph's RC Primary
- St Mary's RC Primary
- St Patrick's Catholic Primary School
- St Peter's Catholic Primary School
- St Ursula's RC Junior School
- St Ursula's RC Infant School
- La Salette RC Primary School

**RISK MANAGEMENT****Overall**

The Administering Authority's overall policy on risk is to identify all risks to the Fund and to consider the position both in aggregate and at an individual risk level. The Administering Authority will monitor the risks to the Fund, and will take appropriate action to limit the impact of these both before, and after, they emerge wherever possible.

Risks are identified and assessed in line with the Council's risk management process, with risks being identified within Service Plans.

Longevity in membership of the Pensions Committee is encouraged to ensure that expertise is maintained within. The council recommend that the membership remains static for the elected member's term of office in order that they are fully trained in matters relating to pensions, unless exceptional circumstances require a change. There are codes of conduct in place which ensure that there is a process that considers potential conflicts of interest, with clearly identified steps to mitigate the likelihood of protocols if conflict occurs.

Risk is also identified and managed within the Governance Compliance Statement, the Funding Strategy Statement and the Statement of Investment Policy and these processes are reviewed on an on-going basis. Please refer to these documents in the appendices for more details on the risks identified and how these are currently managed.

A review is to take place in the coming year, with the aid of Internal Audit, to separately identify and evaluate the risks for the Havering Pension Fund which will be reported to the Pension Committee. As part of this review a Pension Fund Risk Register will be developed and maintained.

**Governance Risk**

The Fund uses the services of an external Actuarial Advisor (Hymans) whose advice is sought in setting employer contribution rates and bond rates to mitigate the risk of the fund not receiving the right income and financial protections for the Fund.

**Investment Risk**

The Fund has appointed an external Investment Advisor (Hymans) whose advice is sought on investment matters and attends quarterly committee meetings where investment performance is reported for the Fund and for each individual fund manager.

**Fund Managers**

As a risk management tool, assurance is sought from the fund managers with regard to their own internal controls by reviewing their audited assurance reports (AAF 01/06 and SSAE16 ISAE 3402). Any exceptions highlighted by their auditors are evaluated by officers.

**Benefits Administration**

In summary, the risks relating to Administration will be around the obligations to:

- Maintain accurate records;
- Pay benefits accurately; and
- Pay benefits on time as agreed with employers or under statute.

The main areas of risk are likely to be non-payment or late payment of members' benefits, incorrect calculation of members' benefits, breach of Data Protection or failure to comply with Disclosure of Information requirements. Another growing area of risk that also needs to be assessed and managed is that of fraud. Participating in the NFI is one of the ways in which pension fraud is successfully managed, together with all pension administration staff undertaking fraud awareness training and data protection training.

The impact of the above risks would be statutory fines, loss of reputation, adverse publicity and increased audit fees.

These risks will be addressed and mitigated in the Risk Register and Business Continuity Plan.

**Business Continuity Plan**

Services develop and maintain Business Continuity Plans, which deal with "disaster recovery" and include contingency measures. The ISS Business Continuity Plan identifies critical activities whose failure would lead to an unacceptable loss of service, and sets out measures to minimise the risk and disruption to service.

## FINANCIAL PERFORMANCE

The Fund is invested in shares issued by companies listed on the stock exchange and on foreign exchanges and also in bonds, property funds and in cash.

The Net Assets of the Fund have increased to **£506m** for 2013/14 from £461m in 2012/13, a net increase of £45m.

The net increase of **£45m** is compiled of a change in the market value of assets of £24m, investment income of £9.2m, net additions of cash of £13m and offset by management expenses of (£1.2m). Further details are included within the Fund Account and net Asset Statement included in this report.

The Fund's Actuary carried out a triennial valuation during 2013/14 based on data as at 31 March 2013. The main purpose of the valuation is to calculate the funding position within the fund and set employer contribution rates for 2014 to 2017. The previous valuation was undertaken at 31 March 2010 and a comparison of funding levels can be seen below:

### Summary

	Valuation Date	
	31 March 2010	31 March 2013
Total Liabilities	£588.6m	£752.1m
Market Value of Assets	£360.9m	£460.9m
Surplus/(deficit)	(£227.7m)	(£291.2m)
<b>Funding Level</b>	<b>61.3%</b>	<b>61.2%</b>

The table shows that whilst the funding level has not changed the value of the deficit has increased. This is primarily driven by the change in the value of the liabilities which has been calculated on a set of assumptions used by the Fund's Actuary. The asset returns were higher than expected but not enough to offset the growth in liabilities.

As mentioned above, the Fund's Actuary is required to report on the "solvency" of the whole fund in a valuation which is carried out at least once every three years. As part of this valuation, the Actuary will calculate the solvency position of the whole fund and for each employer. Therefore the Fund does not use separate forecasts for cash flows and asset values over the three year future cycles as assumptions made about the factors affecting the fund's finances in the future (e.g. asset values and cash flows) are included in the valuation report. Cash flow and asset values are monitored regularly and outturns are reported in the accounts annually and follow later in this report. For more details about the financial assumptions used by the Actuary can be found within the valuation report, which is available on the Council's website at [www.havering.gov.uk](http://www.havering.gov.uk). (within 'Council and Democracy' - 'Council budgets and spending' 'Pension Fund').

### Cash Flow Management

Cash flow management is an essential part of the administration of the pension scheme as the fund has to meet its on-going benefit payments. The Fund provides benefits for employees, which include retirement pensions, death grants and other lump sum payments.

These benefit payments can be split between the more predictable payments, such as monthly pension payroll or the more unpredictable payments such as transfer value payments, retirement lump sums or death benefits.

Income received by the fund can be split between the more predictable income such as employer and employee contributions and the more unpredictable income such as Transfers In from other pension schemes.

The working cash balance is reviewed monthly and cash flow projections are carried out up to the end of the 31 March. The cash balance is maintained so that it is not so large as to reduce the potential for future investment returns and not so small so as to create the risk that the balance will be easily exhausted and thus having to make disinvestments frequently or at short notice.

The cash flow policy adopted by the Pension Fund sets out that should the cash level fall below the set de-minimus then this should be topped up in the first instance by using investment income. In the event that cash levels rise above the set upper limit, cash will be invested in the most underweight asset allocation within the investment strategy.

The table below shows the predictable and unpredictable cash flows for 2013/14:

	Balance B/F	Apr 13	May 13	Jun 13	Jul 13	Aug 13	Sep 13	Oct 13	Nov 13	Dec 13	Jan 14	Feb 14	Mar 14
<b><u>Predictable</u></b>													
Income		(2.3)	(2.4)	(2.4)	(2.3)	(2.4)	(2.3)	(2.3)	(2.4)	(2.3)	(2.4)	(4.1)	*(15.8)
Expenditure		2.2	2.2	2.1	2.2	2.4	2.2	2.2	2.5	2.3	2.4	2.2	*14.3
<b>Net Total</b>		<b>(0.1)</b>	<b>(0.2)</b>	<b>(0.3)</b>	<b>(0.1)</b>	<b>0.0</b>	<b>(0.1)</b>	<b>(0.1)</b>	<b>0.1</b>	<b>0.0</b>	<b>0.0</b>	<b>(1.9)</b>	<b>(1.5)</b>
<b><u>Unpredictable</u></b>													
Income		(2.8)	0.0	(0.1)	(0.3)	(0.8)	(0.1)	(0.1)	0.2	(0.4)	(0.4)	(0.3)	(0.2)
Expenditure		1.1	1.2	0.7	0.4	0.7	0.4	0.7	0.4	0.5	0.3	0.5	0.4
<b>Net Total</b>		<b>(1.7)</b>	<b>1.2</b>	<b>0.6</b>	<b>0.1</b>	<b>(0.1)</b>	<b>0.3</b>	<b>0.6</b>	<b>0.6</b>	<b>0.1</b>	<b>(0.1)</b>	<b>0.2</b>	<b>0.2</b>
<b>Total</b>		<b>(1.8)</b>	<b>1.0</b>	<b>0.3</b>	<b>0.1</b>	<b>(0.1)</b>	<b>0.2</b>	<b>0.5</b>	<b>0.7</b>	<b>0.1</b>	<b>(0.1)</b>	<b>(1.7)</b>	<b>(1.3)</b>
<b>Cumulative Total</b>	<b>(3.5)</b>	<b>(5.3)</b>	<b>(4.3)</b>	<b>(4.0)</b>	<b>(4.0)</b>	<b>(4.1)</b>	<b>(3.9)</b>	<b>(3.4)</b>	<b>(2.7)</b>	<b>(2.6)</b>	<b>(2.7)</b>	<b>(4.4)</b>	<b>(5.7)</b>

\*Includes additional contributions made by the London Borough of Havering to fund investment in local infrastructure.

The Pensions Committee is supported by the administering authorities' finance and administration services and the associated costs are therefore reimbursed to the administering authority by the Fund in the form of a recharge. The budgets and outturn of the Administration costs are subject to budgetary controls within the Council's procedures.

Estimates for the medium term on Administration and Investment Management Expenses are as follows:

#### Administrative Expenses

	2013/14 Estimate	2013/14 Actual £000's	2014/15 Forecast £000's	2015/16 Forecast £000's	2016/17 Forecast £000's
Administration & Processing	736	693	630	630	630
Actuarial Fees	30	52	30	30	30

Audit Fees	21	21	21	21	21
Other Fees	5	7	5	5	5
Other Costs	10	10	10	10	10
<b>TOTAL</b>	<b>802</b>	<b>783</b>	<b>696</b>	<b>696</b>	<b>696</b>

The Administration and Processing costs have increased in 2013/14 due to the purchase of an upgraded pension administration system called ALTAIR from Heywood Limited. The contract is for five years but the 1st year costs include the implementation costs and an upfront licensing fee.

Increase in Actuarial fees increased due to fund triennial valuation costs.

#### Investment Management expenses

	2013/14 Estimate	2013/14 Actual £000's	2014/15 Estimate £000's	2015/16 Estimate £000's	2016/17 Forecast £000's
Administration, Management & custody	1,100	1,132	1,100	1,100	1,100
Performance Measurement services	12	13	12	12	12
Other Advisory Fees	70	83	70	70	70
<b>TOTAL</b>	<b>1,182</b>	<b>1,228</b>	<b>1,182</b>	<b>1,182</b>	<b>1,182</b>

Please note the following regarding the above figures

- Takes no account of any inflationary increases.
- Management and custody fees are charged according to the fund value; therefore an average figure has been applied for 2013/14 onwards.
- Based on 2013/14 fund and staffing structures.

Monitoring of pension overpayments, recoveries and amounts written off, including the results of participation in the bi-annual National Fraud Initiative is being monitored regularly.

Invoices raised, and amounts recovered, since 2011/12 relating to recoverable overpayments of pension to deceased and child members of the scheme are set out in the table below. Invoices outstanding from 2007/08 to 2010/11 that were transferred to the new Oracle system in April 2011 which related to recoverable overpayments of pension to deceased members of the scheme are also included in the table below:

Year debt raised	Amount of debt raised £	Debt collected £	Debt outstanding £
2007/08	117.95	117.95	0
2009/10	262.08	262.08	0
2010/11	468.02	468.02	0
2011/12	12,658.86	9,575.32	3,083.54
2012/13	8,927.17	6,836.88	2,090.29
2013/14	5,210.82	1,946.03	3,264.79
<b>Total</b>	<b>27,644.90</b>	<b>19,206.28</b>	<b>8,438.62</b>

Within the debt outstanding for 2013/14 £1,748.38 was raised in the last quarter of the year. Most of the debt outstanding for 2011/12 and 2012/13 relates to 2 deceased pensioner overpayments. All recoverable pension overpayments are actively pursued to successful recovery where possible.

The Council has always subscribed to the National Fraud Initiative (NFI), for pensions this involves identifying any deceased members of the LGPS and any pension abatements not already known to the Pensions Administration Team. The result of this may lead to the recovery of overpayments of pension. The last exercise in 2012/13 revealed that there were a total of 86 matches reviewed of which there was one case identified not already known to the Team. One case matched a pension payment to a deceased person and we recovered £1,335.45.

## ADMINISTRATIVE MANAGEMENT PERFORMANCE

### Pension Services Local Performance Indicators 2013/14

INDICATOR	What is it an indicator of	Actual 2012/13	Actual 2013/14	Target 2013/14
The percentage of retirements processed within 5 working days	The percentage of retirement payments processed within 5 working days of the employee retiring or receipt of all relevant information.  This indicator measures effectiveness through service delivery and is a standard throughout Local Government	81.32%	86.35%	95%
The percentage of early retirement estimates processed within 10 working days	To produce estimates for early retirements i.e. ill health, redundancies and voluntary retirements within 10 working days of request, normal retirement date or receipt of all relevant information. This indicator is particularly important to service clusters	79.85%	83.87%	91%
The percentage of Notification of deferred benefits within 15 working days	To notify members who have left their job (or one of their jobs) of the deferred benefits that they have accrued at the point of leaving within 15 days of all relevant information.	32.92%	63.38%	60%
The percentage of 'Transfers In' actuals processed within 15 working days.	The percentage of transfers in with the members' record updated with the transferred in information	40.00%	37.04%	80%
The percentage of 'Transfers Out' actuals processed within 15 working days	The percentage of transfers out paid to the new pension provider	81.25%	83.87%	80%
The percentage of 'death' notifications written out to within 5 days of receipt of all information received.	The percentage of deaths with notification of benefits	68.42%	67.72%	95%
The percentage of joiners processed within 10 working days of information received	The percentage of joiners records set up on the Pensions Administration System	51.68%	64.59%	70%

The Pensions Administration Team, part of Internal Shared Services, is split between two teams, the Benefits Team and the Member Record Maintenance Team.

The Pension Service Local Performance Indicators represent the main core of the benefits team output but do not cover all the calculations and processes carried out by this team. The indicators do not include a substantial amount of work carried out by the record maintenance team who effectively manage the quality of the data held, which has a direct impact upon the triennial valuation.

Performance levels for areas that impacted directly on the release of pensions were improved or maintained during the year (retirements processed and 'death' notifications written out to within 5 days) although performance in other areas was variable. The percentage performance data does not give a true reflection of the overall performance of the team in relation to the measured work. The overall performance of the team improved against last year with three areas standing out with high volumes of work and increased performance against last year, which were new starters, retirement payments processed and notification of deferred benefits, details are set out in the table below. The team continued to work on areas of backlog including the combining of deferred benefits with active membership.

Additional priorities which impacted the workload and performance for the team during this year included:

- Provision of data for the triennial valuation (assessed by the Actuaries as being of a high, clean quality);
- Development, testing and implementation of a new pension system which went live from December 2013;
- Developing and testing interfaces for the new One Oracle Council Enterprise Resource Planning (ERP) system; and
- Preparing for the implementation of the new CARE Scheme 2014.

Indicator	Volume 2012/13	Volume 2013/14	Year on Year Performance*
The volume of work that feeds into the percentage of retirement payments processed within 5 working days	273	315	106.18%
The volume of work that feeds into the percentage of joiners processed within 10 working days of information received	743	1234	124.97%
Notification of deferred benefits	653	537	192.54%
Combining of deferred benefits with actives	55	125	N/A
Totals	708	662	N/A

\* Meeting deadlines

Other factors impacting upon the stability and growth of performance are set out below.

### System Stability

Prior to implementing the new hosted Altair system, from December 2013, there had been system access stability issues with the previous AXISE system which had caused over 2 weeks of system down time.

### Retention and recruitment of staff

- There has been staff turnover impacting on 38% of the posts within the team during the year.
- The need for training and support for the team will continue into 2013/14 due to the implementation of a new pension administration system (moving from AXISE to Altair), training for the new CARE 2014 Scheme and member communication of the new scheme.
- An experienced member of staff from the Benefits team has been supporting the training, development and mentoring of all the new staff and supporting the development and testing of Oracle and One Oracle interfaces.

### Triennial Valuation and Data Quality

To ensure robust, complete, high quality data is held in the pension system it has been a priority to ensure all exceptions and anomalies were thoroughly reviewed with gaps investigated and correct data ascertained. This has meant balancing the needs of ensuring membership records were complete and accurate against meeting benefit target timescales. Priorities have continually been



reviewed throughout the year to ensure these conflicting priorities could be delivered, whilst improving the performance against targets that directly impacted the payment of benefits. The team have successfully balanced improving the percentage of retirements processed within 5 working days and the percentage of 'death' notifications written out to within 5 days of receipt of all information at the same time as delivering member data that has been assessed as good quality data by the Pension Fund Actuaries.

The Actuaries have stated that there has been a decline in the quality of data held by many other funds for the 2013 valuation. The reasons behind the decline in the quality of data held by funds have been identified as:

- reduction in administration staffing numbers;
- complexities in preparing for the new benefit structures;
- the proliferation of new employers (such as Academies); and
- the outsourcing of administration functions.

The impact of poor quality data is:

- additional actuarial fees in respect of validating and correcting data;
- higher than anticipated contribution rates due to prudent adjustments being made for actuarial calculations; and
- additional administration costs in respect of correcting historical problems.

To quantify this, should additional work be required of the actuaries to validate/correct membership data the estimated costs to the fund could approach £20,000. Furthermore, the impact of good quality data could impact on the employer's contribution rate by as much as 1 - 2% of pay.

An estimate, based on 31 March 2014 data, of the recurring cost and impact on employer revenue budgets for the LGPS is shown below for the London Borough of Havering (including schools)

<b>Employer</b>	<b>Actual Normal Contributions 2013-14</b>	<b>1% Saving</b>	<b>2% Saving</b>
London Borough of Havering (including schools)	£17.848m	£0.178m	£0.347m

Furthermore, as a result of the Public Service Pensions Act 2013, the importance of quality data will be under further scrutiny when the proposed new governance arrangements for the Local Government Pension Scheme are introduced and implemented from April 2015.

### **Local Government Funding Cuts**

All Local Authorities are under pressure to make huge financial savings. Several areas of the authority have been reviewed and restructured. This impacts the Pension section in two ways:-

- High demand from employees for information and guidance in respect of their pension benefits should they decide to retire earlier than they initially planned or be made redundant.
- High demand from service areas for Redundancy and Early Retirement Estimates as well as guidance in the options available.

The Council continues to look at different ways of delivering services which impacts upon the Pension Team. Demand for pension guidance for managers and employees working in areas that may be subject to change continues to escalate.

### **Academies and Outsourcing**

The pace of conversion of schools to Academies is still continuing to have a significant effect on both the Pensions and Payroll teams due to the unique employer status of Academies. Academies need continual support and monitoring.

Outsourcing continues to add further demand on Pension Team resources and is an area not captured by performance indicators as it does not deliver a tangible, quantifiable benefit. The level of planned and actual outsourcing by Academies is still on-going and seems likely to continue to grow. This adds to the work of the Pension Team who provides the necessary data for the Actuaries to calculate Bonds and employers rates. If the outsourced function is granted Admitted Body Status this drives further unplanned work to separate out the scheme employers and drive further administrative burden as the number of scheme employers increases.

The growth in Scheduled and Admitted Body scheme employers also increases the support and communications requirements for the team. Introduction meetings are held with all new bodies to support their entry into the scheme with on-going meetings and support as and when required. The extension of scheme employers increases the workload for the production of annual benefit statements and the provision of information for the triennial and individual valuations. Between the valuation period 2010 and 2013 there has been a net increase of over 30% of new scheme employers (a net increase of 7 new employers). In addition to the increase in scheme employers during this period, 1 maintained school and 2 existing Academies outsourced their payroll to external providers from the Council's payroll service, which increases the burden of pensions administration as all the data has to be then manually entered into the pension system. Furthermore, the loss of access to the prime payroll information impacts on the quality of the data when calculating benefits or producing annual benefit statements.

Should the increase in scheme employers continue at the current pace the staffing resources of the team will have to be reviewed further.

With all the above pressures the Pension Team has been committed to providing a good quality pension service for stakeholders, in particular scheme members. Whilst the performance levels were variable and the volumes of work increasing, the number of complaints has been minimal.

### Fund Membership Data

The membership of the Fund over the last five years is as follows:

	As at 31 March 2014	As at 31 March 2013	As at 31 March 2012	As at 31 March 2011	As at 31 March 2010
Contributors	6,206	5,755	5,878	6,155	6,157
Deferred pensioners	4,874	4,702	4,405	4,041	3,744
Pensioners and Dependants	5,641	5,453	5,253	5,065	4,951
	<b>16,721</b>	<b>15,910</b>	<b>15,536</b>	<b>15,261</b>	<b>14,852</b>

Those pensioners in receipt of enhanced benefits over the same five year period are as follows:

	As at 31 March 2014	As at 31 March 2013	As at 31 March 2012	As at 31 March 2011	As at 31 March 2010
Ill Health	13	14	16	12	8
Early Retirements	0	0	0	0	0

Please note that previous reports incorrectly reported the early retirement's enhancements.

The age profile of members with five year bandings for the year ended 31 March 2014 follows:

<b>AGE BANDS</b>	<b>ACTIVES</b>	<b>DEFERRED S</b>	<b>PENSIONERS (OWN RIGHT)</b>	<b>DEPENDANT PENSIONS</b>	<b>TOTAL BY AGE BAND</b>
0-4	0	0	0	2	<b>2</b>
5-9	0	0	0	2	<b>2</b>
10-14	0	0	0	14	<b>14</b>
15-19	19	3	0	17	<b>39</b>
20-24	196	77	0	7	<b>280</b>
25-29	266	293	0	0	<b>559</b>
30-34	354	365	0	1	<b>720</b>
35-39	549	425	0	1	<b>975</b>
40-44	858	729	5	11	<b>1,603</b>
45-49	1,233	995	8	8	<b>2,244</b>
50-54	1,191	980	28	17	<b>2,216</b>
55-59	937	848	153	33	<b>1,971</b>
60-64	471	137	931	48	<b>1,587</b>
65-69	115	19	1,238	83	<b>1,445</b>
70-74	17	3	841	99	<b>960</b>
75-79	0	0	694	130	<b>824</b>
80-84	0	0	462	162	<b>624</b>
85-89	0	0	307	152	<b>459</b>
90-94	0	0	91	61	<b>152</b>
95-99	0	0	21	21	<b>42</b>
100-104	0	0	0	3	<b>3</b>
<b>TOTAL</b>	<b>6,206</b>	<b>4,874</b>	<b>4,769</b>	<b>872</b>	<b>16,721</b>

### **Contributions to the Fund**

Employees who were eligible to be members of the Fund prior to 31 March 1998 were required to make contributions by deductions from earnings at the rate of 6% for officer staff and 5% for manual staff. As from 1 April 1998, all new entrants to the Fund were required to pay 6% of earnings.

With effect from 1<sup>st</sup> April 2008 instead of paying a standard contribution rate, as mentioned above, different contribution rates for different pay bands was introduced. These new rates have been designed to give more equality between the cost and benefits of scheme membership. The new

rates are between 5.5% and 7.5% of pensionable pay. The rate paid depends on which pay band the member falls into.

The London Borough of Havering as a scheme employer review LGPS bandings on an annual basis each April, therefore promotions and demotions do not affect contribution rates till the following year.

The Council is required to make balancing contributions as determined by the Fund's actuary to maintain the solvency of the Fund. The employers' contribution for the London Borough of Havering employees was 22% of salary in 2013/2014 (2012/13 22%). The Council's annual contribution is reviewed every three years. The valuation based on data as at 31<sup>st</sup> March 2010 effected employer contribution rates for 2011/12, 2012/13 and 2013/14. The 2013 valuation is based on data as at 31 March 2013 but does not come into effect until 2014/15.

In 2013/14 the contribution rates due from the other employers in the Havering Pension Fund range from 15.6% to 26.1% based on the valuation as at 31 March 2010, this includes payments of past service contributions.

The payment of contributions by employers with external payrolls is monitored on a monthly basis by Pensions Administration. The Council receives a breakdown of individual employee contributions which is reconciled against the payments.

All new employers are given instruction and written guidance in the requirements of the Pension Administration team for making payments, timescales for payments and the reminder process in place. In advance of admittance to the scheme all new employers are informed of the employer contribution rates applicable and the required bond levels.

All admitted body employers are required to purchase a bond which protects the fund against default payments.

The monitoring of the payment of contributions identified two employers who made late submissions, in one case it applied to only one month and in the other case it applied to two separate months. The reminder process was put into action resulting in the receipt of the late contributions. The value of the late contributions in percentage terms was 0.25% of the total fund contributions. Interest (£23.50) and admin charges (£45) were applied to the employer who was late with two separate payments (Family Mosaic), although the interest and admin charge do not cover the cost of levying the interest against the low level of interest rate applicable. If evidence of continued late payment were to arise interest would be levied as part of the reminder process after the first late payment.

The table below shows how many members were making contributions to the Fund together with the employers' contributions:

<b>Contributing employers</b>	<b>Active Members</b>	<b>Contributions from Members £</b>	<b>Contributions from Employers £</b>
London Borough Havering (including schools – non teaching staff only)	4,756	5,220,211.56	34,023,885.35
Havering College of Further & Higher Education	301	329,227.31	1,034,912.46
Havering Sixth Form College	88	78,628.70	205,912.56
Drapers Academy	42	49,536.81	116,403.18
Abbs Cross	44	38,469.10	131,825.10
Coopers Coborn	53	52,011.70	186,155.46
The Brittons Academy	84	62,532.04	227,436.33
Sacred Heart of Mary	48	30,993.06	114,609.06
Campion School	89	56,320.04	189,220.87
Hall Mead	105	60,037.48	235,044.24
St Edwards	70	71,718.58	229,973.18
Emerson Park Academy	50	45,658.89	145,512.01
Redden Court	53	49,706.92	164,294.43
The Albany Academy	36	32,704.99	133,744.79
Chafford	36	26,841.20	96,426.91
Frances Bardsley	58	57,503.27	181,972.23
Upminster Infant School	25	9,300.89	53,378.93
Upminster Junior School	27	16,004.30	48,852.71
Bower Park	37	38,209.69	178,862.68
Langtons Junior	22	8,865.11	42,950.13
Pinewood Oasis	33	7,856.17	31,882.36
Sports & Leisure Management – Fitness and Health	4	3,884.65	10,487.25
Sports & Leisure Management – Charitable Trust	53	61,257.09	166,115.65
Morrisons (Mears)	25	55,570.99	205,967.96
Citizens Advice Bureau	2	5,127.36	31,682.48
KGB Cleaners	1	435.48	1,758.00
Volker	1	1,423.10	5,918.07
Family Mosaic	63	63,936.29	279,516.19

Breyer Group		1,352.92	5,313.44
*Innovate	0	(1,773.82)	(6,292.40)
<b>TOTAL</b>	<b>6,206</b>	<b>6,533,551.87</b>	<b>38,473,721.61</b>

\* Never joined – residual accrual

# Investment Policy and Performance Report

## INVESTMENT POLICY

The overall direction of the Fund's Investment Strategy is delegated to the Council's Pensions Committee. The Pensions Committee also oversees the Fund's investment arrangements and publishes a Statement of Investment Principles (SIP) on the Council's website in accordance with the requirements of the Local Government Pension Scheme (Management and Investment of Funds) (Amendment) Regulations 2005.

The long term strategy of the fund following its review in 2012 was to reduce exposure to equities and invest in Multi Asset strategies. During 2013/14 the implementation of the Fund's restructure was completed, following the awards of the Multi Asset mandates in September 2013. The two managers, Barings and Baillie Gifford - commenced trading in December 2013. Additional contributions were made by the London Borough of Havering and this has been temporarily invested with State Street Global Assets pending allocation to a Local Infrastructure investment.

The Council has in place an Investment Strategy, which consists of a document split into two sections – The Statement of Investment Principles and the Myners Compliance Statement.

**Statement of Investment Principles** - The Fund publishes a Statement of Investment Principles (SIP) on the Council's web site in accordance with the requirements of the Local Government Pension Scheme (Management and Investment of Funds ) (Amendment) Regulations 2005. This Statement sets out the Council's policy on a range of matters relating to investments, including the funds responsible investment policies and any environmental, social and governance issues and management of the pension fund. This is produced in conjunction with the Fund's investment advisors. The Fund does not place restrictions on any particular types of investments. Over the longer term, the Pensions Committee requires the Investment Manager(s) to consider, as part of the investment decisions, socially responsible investment issues and the potential impact on investment performance. Beyond this, the Investment Manager(s) has full discretion with the day to day decision making.

**Myners** - In line with regulations the Council, as an Administration Authority, also publishes a statement which shows the extent to which an administrative authority complies with guidance as issued by the Secretary of State. Where it does not comply, reasons for non-compliance must be disclosed. This is known as the Myners Principles and is published together with the SIP.

A copy of the SIP and compliance against the Myners Principles can be found in the appendices attached to this report.

The Council also has in place a **Funding Strategy Statement (FSS)** which was reviewed during 2013/14. The FSS is reviewed in detail at least every three years as part of the Fund's triennial valuation. This statement was reviewed during the revaluation process which commenced using data as at the 31 March 2013 and the results published by no later than 31 March 2014.

The FSS was prepared by the Administration Authority in collaboration with the Fund's Actuary, Hymans Robertson and after consultation with the Fund's employers. The draft version of the Funding Strategy Statement was distributed to all participating employers and the consultation ended on the 25 March 2014.

The FSS sets out the objectives of the London Borough of Havering Pension Fund's funding strategy and includes a summary of the Fund's approach to funding its liabilities and is effective from **1 April 2014**.

As the new FSS does not apply until 1 April 2014 it does not cover the reporting period of this report therefore a copy of the FSS that applied at the beginning of the reporting period can be found in the appendices attached to this report.

As part of the application of the FSS the Havering Pension Fund holds insurance bonds to guard against the possibility of admitted bodies not being unable to meet their pension obligations. These bonds total £5.1m and are drawn down in favour of the pension fund and payment will only be triggered in the event of employer default. Two new admitted bodies, which are subject to pending legal agreements, will hold bonds or guarantees totalling £1.5m.

The Transaction Manager, in collaboration with the Fund's Actuary has produced an Admissions policy. The Admissions Policy will cover acceptance, on-going treatment and cessation of admitted bodies. This is to ensure that a considered and consistent approach to the admission of new employers in the Fund can be followed. This policy is currently being finalised and will be presented to the Pensions Committee for adoption during 2014/15.

#### **Investment Administration and Custody**

The Fund uses the services of State Street Bank who are the Fund's appointed custodians. They operate a wide range of services but are mainly responsible for the safekeeping and custody of the Fund assets and are responsible for Investment Accounting and Reporting. They ensure that accurate records and certificates of the ownership of stock are maintained and ensure that dividend income and other distributions are received appropriately. They also keep a record of the book costs in the various asset classes and provide a market valuation of the Fund. It is State Street's records that are used to produce the investment balances in the Fund's accounts.

Fund Manager Performance is reported to the Pensions Committee on a quarterly basis. Managers are required to present at the Pensions Committee every six months. On alternate quarters Fund managers meet with officers for a monitoring meeting. The exception to this procedure is the multi asset managers and the passive equity manager who will attend two meetings per year, one with officers and one with the Pensions Committee. If there are any specific matters of concern to the committee relating to the manager's performance, arrangements can be made for additional presentations.

The Fund's investment advisors attend the quarterly Pensions Committee meetings and also produce a quarterly report, including fund manager performance and market commentary.

The Fund subscribes to the CIPFA Pensions Network, which aims to support pension practitioners and is dedicated to pension fund bodies, offering services in relation to investment, audit, accounting, administration and governance.

Voting activity exercised by the Fund managers is included in their quarterly reports and these are made available for the Pensions Committee to consider.

### Asset Allocation

The Fund managers and the market value of assets under their management at the 31<sup>st</sup> March 2014 were as follows:

Manager	Mandate	Value £'000	Proportion of Total Fund %
Royal London	Active Investment Grade Bonds	99,454	19.9
UBS	Active Property	23,166	4.6
Ruffer	Multi Asset Absolute Return	64,853	12.9
State Street Global Assets	Passive UK/Global Equities	46,634	9.3
State Street Global Assets	Sterling Liquidity Fund	11,547	2.3
Baillie Gifford	Pooled Global Equities	85,594	17.1
Barings DAAF	Multi Asset	97,978	19.6
Baillie Gifford DGF	Multi Asset	71,029	14.2
	Other	521	0.1
<b>Total Fund</b>		<b>500,776</b>	<b>100.0</b>

The main investment objective is to maximise the overall return on the Fund's investments from income and capital appreciation without high risk and to maintain the ready marketability of the portfolio to meet the fund's fluctuating cash requirements.

The movement in the asset allocations since the last annual report is shown in the table below. The asset allocation as at 31 March 2014 is also shown for comparisons.

Asset Class	Target Allocation as per SIP Jul 2013 %	Actual Asset Allocation March 2013 %	Actual Asset Allocation March 2104 %
Equities	25	60	26.4
Investment Grade Bonds – Active	17	21	19.9
Property – Active	5	5	4.6
Absolute Return Multi Asset (All classes) – Active	15	14	13.0
Multi Asset Strategies	35	0	33.7



Infrastructure	3	0	0
Cash	0	0	2.4
<b>Total</b>	<b>100</b>	<b>100</b>	<b>100</b>

During 2013/14 work continued to complete the Investment Strategy line with the Statement of Investment Principles (SIP) as at July 2013.

- The Pensions Committee decided to terminate the mandate with UK Equities Manager (Standard Life) to fund the new mandate with the Multi Asset Manager (Barings - Dynamic Asset Allocation Fund). Assets were transferred during November and December 2013.
- During November and December 2013 Assets were also transferred from the passive UK/Global Equities Manager (State Street Global Assets) to Baillie Gifford - Diversified Growth fund).
- Additional contributions were made to the Fund in March 2014 which will fund a Local Infrastructure project once a scheme has been identified. Pending identification of a project the cash has been invested in a State Street Liquidity fund.

**Largest 10 Direct Asset Holdings of the Total Fund Value:**

<u>Holdings</u>	<u>Market Value at 31 March 2014</u>	<u>Proportion of the total investment of the fund</u>
	£m	%
UK Treasury Index Linked Bond 1.25% - matures 2017	7.20	1.42
Cash – foreign currency	4.85	0.96
UK Treasury Index Linked Bond 0.125% - matures 2068	4.42	0.87
UK Treasury 4.25% – matures 2036	2.69	0.53
UK Treasury Index linked Bond 0.125% – matures 2024	2.68	0.53
UK Treasury Index linked Bond 4.125% – matures 2030	2.67	0.53
UK Treasury 3.75% - matures 2052	2.57	0.51
UK Treasury Index Linked Bond 0.75% - matures 2047	2.40	0.47
UK Treasury Index linked Bond 0.25% - matures 2052	2.29	0.45
UK Treasury Index linked Bond – matures 2037	2.25	0.44
<b>Total</b>	<b>34.02</b>	<b>6.71</b>

In addition to the above holdings the Fund also invests in a number of pooled mandates, the largest as follows:

<u>Holdings</u>	<u>Market Value at 31 March 2014</u>	<u>Proportion of the total investment of the fund</u>
	£m	%
Barings Dynamic Asset Allocation Fund	97.98	19.36
Baillie Gifford Global Equities	85.59	16.91
Baillie Gifford Diversified Growth Fund	71.03	14.03
State Street Passive Equities	46.63	9.22
UBS Pooled Property	22.89	4.52
State Street Sterling Liquidity Fund	11.55	2.28

---

**Total****335.67****66.32**

---

## INVESTMENT PERFORMANCE

The Fund uses the services of The WM Company to provide comparative statistics on the performance of the Fund. The performance of the Fund is measured against a tactical and a strategic benchmark.

The tactical benchmark is a combination of all the individual benchmarks set for each fund manager and is determined according to the type of investments being managed.

The strategic benchmark for the overall fund is a liability benchmark of FTSE A Gilts over 15 years plus 1.8% (net of fees) p.a.

The main factor in meeting the strategic benchmark is market performance. The main factor in meeting the tactical benchmark is fund manager performance.

In 2013/14, the overall return on the Fund's investments was 7.0% (2012/13 14.4%). This represented an out performance of 2.0% against the tactical benchmark (2012/13 1.1%) and an out performance of 7.0% against the strategic benchmark (2012/13 2.9%). The following table shows the overall net performance of the Fund:

	<u>1 year to</u> <u>31.03.13</u>	<u>1 year to</u> <u>31.03.14</u>	<u>3 Years to</u> <u>31.03.14</u>	<u>5 years to</u> <u>31.03.14</u>
	%	%	%	%
Fund Return	14.4	7.0	8.4	13.4
<b>Tactical Benchmark</b>	13.1	4.9	7.4	12.6
Performance	1.1	2.0	1.0	0.7
Fund Return	14.4	7.0	8.4	13.4
<b>Strategic Benchmark</b>	11.2	0.0	11.7	9.5
Performance	2.9	7.0	--2.9	-3.5

*A geometric method of calculation has been used in the above table and consequently this may not sum*

WM also produces performance summaries for the Local Authority Universe that comprises of 85 LGPS pension funds.

The average return over the 12 months to 31 March 2014 for the WM Local Authority universe was 6.4% (2012/13 13.8%). The Havering Pension Fund was at the 35<sup>th</sup> percentile in 2013/14 (2012/13 32<sup>nd</sup>).

<b>WM data</b>	<b>2013/14</b>	<b>2012/13</b>
Fund Return	7.0	14.6
<b>Benchmark (WM Universe)</b>	<b>6.4</b>	<b>13.8</b>
Relative Return	0.6	0.7
WM Ranking	35	32

Individual manager performance and asset allocation will determine the performance against the strategic benchmark. Where appropriate, Fund Managers have been set a specific (tactical) benchmark as well as an outperformance target against which their performance is measured. Fund Manager Performance is measured against benchmarks and targets as follows:

<b>Manager and % of target fund allocation</b>	<b>Mandate</b>	<b>Tactical Benchmark</b>	<b>Out performance Target</b>
State Street (SSgA) 8%	UK/Global Equities - passive	UK- FTSE All Share Index Global (Ex UK) – FTSE All World ex UK Index	To track the benchmark
Baillie Gifford 17%	Global Equities - Active	MSCI AC World Index	1.5 – 2.5% over rolling 5 year period
Royal London Asset Management 20%	Investment Grade Bonds	<ul style="list-style-type: none"> <li>50% iBoxx Sterling Non Gilt Over 10 Year Index</li> <li>16.7% FTSE Actuaries UK Gilt Over 15 Years Index</li> <li>33.3% FTSE Actuaries Index-Linked Over 5 Year Index</li> </ul>	0.75%
UBS 5%	Property	IPD (previously called HSBC/AREF) All Balanced Funds Median Index	To outperform the benchmark
Ruffer 15%	Multi Asset	Not measured against any market index – for illustrative purposes LIBOR (3 months) + 4%.	To outperform the benchmark
Barings – Dynamic Asset Allocation Fund 20%	Multi Asset	Sterling LIBOR (3 months) +4%	To outperform the benchmark

The following table compares each Fund Manager performance against their specific benchmark and their performance target for the twelve months ending 31 March 2014:

<b>Fund Manager</b>	<b>Return (Performance)</b>	<b>Benchmark</b>	<b>Performance vs benchmark</b>	<b>Target</b>	<b>Performance vs Target</b>
Royal London	0.8	-1.4	<b>2.2</b>	-0.6	<b>1.4</b>
UBS	11.4	11.9	<b>-0.4</b>	n/a	<b>n/a</b>
Ruffer	-0.4	0.5	<b>-0.9</b>	n/a	<b>n/a</b>
SSgA	6.6	6.6	<b>0.0</b>	n/a	<b>n/a</b>
Baillie Gifford (Global Alpha Fund)	12.7	6.7	<b>6.0</b>	n/a	<b>n/a</b>
Barings	n/a	n/a	<b>n/a</b>	n/a	<b>n/a</b>
Baillie Gifford (DAAF)	n/a	n/a	<b>n/a</b>	n/a	<b>n/a</b>

Source: WM Company, Fund Managers and Hymans

- Barings and Baillie Gifford Diversified Growth Fund not included as they were not invested for entire period.
- Totals may not sum due to geometric basis of calculation and rounding.

Performance against benchmark is measured at Fund Manager level. Performance is not measured against the asset classes as mandates allocated to Fund Managers mainly match the asset classes.

# Scheme Administration Report

## OVERVIEW

The Pensions Committee is supported by the administering authorities' Finance and Pension Administration Team (Internal Shared Services) and the associated costs are therefore reimbursed to the administering authority by the Fund. The costs for these services form part of the Administrative and Investment Management expenses as reported in the Pension Fund Statement of Accounts.

The Administration costs charged to the Fund for the year ending 31 March 2013 is £782,888 (includes audit and actuary fees).

The Council's Pension Administration section is responsible for all aspects of the Scheduled (including Academies) and Admitted Body scheme membership including payment of benefits, processing joiners and leavers, record amendments, scheme employers' returns, monitoring and administration of the Council's Additional Voluntary Contributions (AVC) scheme. The Administration section is also responsible for ensuring the governance processes relating to pensions arising from scheme employer TUPE activities are in place, including reporting to Committee.

The Pensions Administration service consists of an establishment of 9.17 full time equivalent posts.

The key day to day functions of the unit are:

- Processing new members of the scheme
- Dealing with requests from members who wish to transfer their pension into or out of Havering's Fund
- Administering death benefits for scheme members
- Bringing pensions into payment on retirement or early retirement
- Providing estimates for members/managers
- Assisting members who wish to increase their pension provision through AVC's or ARCs (replaces added years and is to provide added pension)
- Processing leavers with a refund of contributions or deferred benefits
- Updating the pensions computer system with changes to members details
- Reviewing and monitoring 3<sup>rd</sup> tier ill-health retirements
- Monitoring and recording Scheduled and Admitted Body contributions for bodies that do not utilise the Havering payroll
- Utilise information technology to improve service standards and efficiency
- Supporting outsourcing for both the Council and other Scheduled Employers such as the Academies

- Contribute to national policy formulation on pensions to reflect the Council's preferred approach
- Bi-annual National Fraud Initiative (NFI) compliance
- Ensuring continual data cleansing in preparation for the next scheme valuation
- Preparation for the new scheme governance requirements of The Pension Regulations
- Preparing for the implementation of the new Local Government Pension Scheme in 2014
- Reviewing all processes and procedures to embed the new 2014 scheme changes
- Train and develop staff to meet service and Council objectives

The Finance service that supports the Fund consists of an establishment of 1.5 full time equivalent posts.

Pensions Administration has participated in the CIPFA Benchmarking Club again this year. The results of the benchmarking demonstrate that the cost of administration for this borough is £41.05 per member against a London Authorities average of £27.49 per member. A review of the benchmarking data for 2013/14 identified costs that could have been attributable to the investment support costs rather than administrative costs. When this is adjusted for the average cost per member reduces to £39.51 per member.

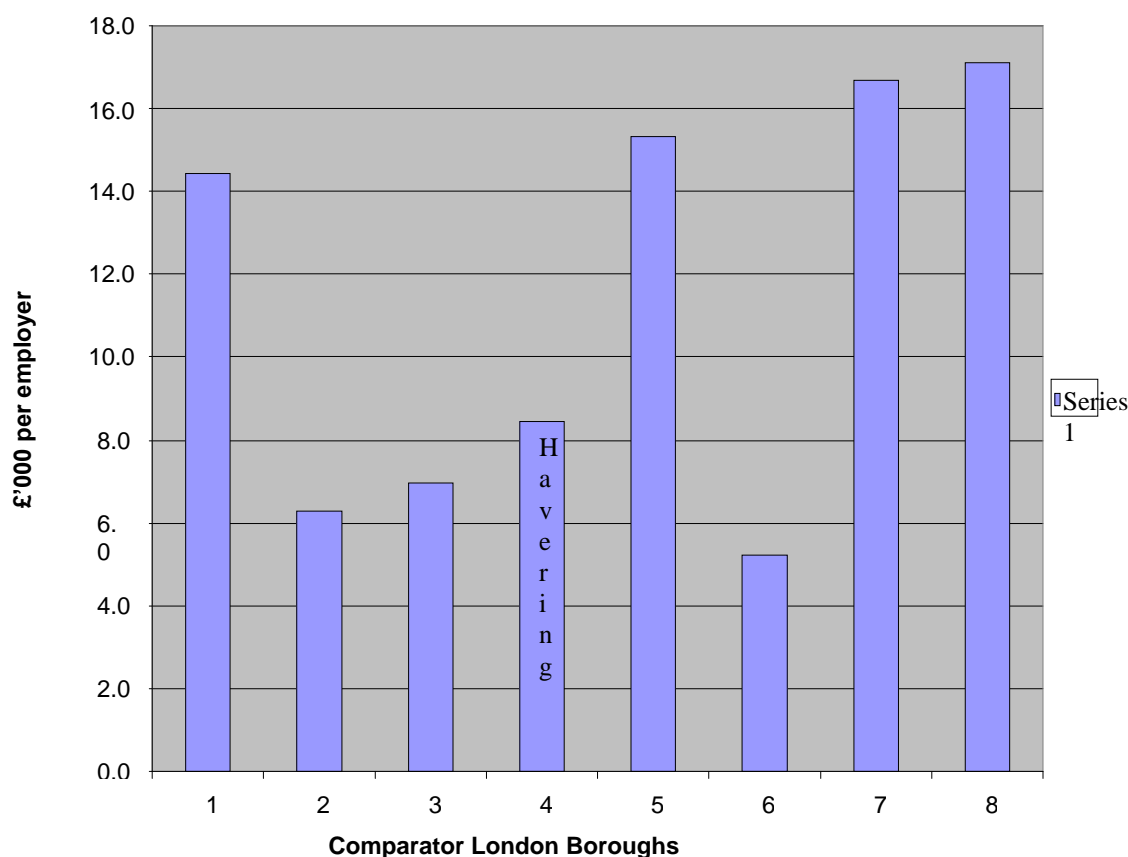
The 2013/14 benchmarking costs submitted for Havering reconciled to those declared in the Statement of Accounts, but a review of the London comparator group Statement of Accounts identified that it was not possible to reconcile benchmark costs with their Statement of Accounts. Using the published Statement of Accounts information for the London comparator Councils it was identified that the average cost per member was actually £35.96 for the group. Therefore, the actual cost per member (adjusted for investment costs) for Havering, at £39.51, is comparable to the London group average, particularly as there were significant one off costs of change moving from the AXISe pension system to the Altair system.

Benchmarking developments that are planned for next year, subject to system development and benchmarking information availability, include monitoring staff to fund member ratios and average cases per member of staff. The latter is dependent upon the having the resources to implement a workflow system and the architecture of any such workflow system.

During 2013/14 the new Altair hosted pension system was successfully implemented on time in readiness for the new Local Government Pension Scheme, CARE 2014. The team also commenced with the communication plan for scheme members and employers ahead of the new scheme and attended new scheme training events to develop their knowledge in readiness for the scheme implementation in April 2014. During the year 2014/15 and beyond supporting the change to the CARE scheme 2014, the continued expansion of scheme employers, the preparation for the Single Tier Pension and Guaranteed Minimum Pension review, implementing Member Self Service, and developing the workflow module will have a significant impact upon team resources.

An area of significant growth since 2011 has been the expansion of Academies and admitted bodies. The increase in scheme employers has a direct impact upon increasing the administrative support for scheme employers and monitoring of scheme employers. From 2011 to 31<sup>st</sup> March 2013 there have been 13 new Academies formed, yet during this period the core Pensions Team has reduced from 9.68 FTE to 9.17 FTE. The pace of increase in the new scheme employers has declined, although there is still a trend of more schools becoming Academies, especially Primary Academies. The current year has seen 3 new Academies (2 of which are Primary Academies) and 2 new Admission bodies. A review of the Annual Reports for the London benchmarking authorities has been charted to identify the staff costs per scheme employer, Havering are number 4 on the Chart below and have a cost of £8,500 per scheme employer against an average staff cost of £11,300 per scheme employer, which benchmarks well. Havering shows a positive correlation between staffing levels and scheme employers supported.

### Average Staff costs per Scheme Employer



The impact of the reduction in the core team staffing, increase in scheme employers, increased volumes of work, and staff turnover in the team has directly impacted upon the overall performance of the team as discussed in the Management Performance section above.

The new pension administration system will aid member self-service. There are also plans to procure a pension system add-on which interfaces with employer systems, together with providing management tools for managing team workflow. The benefits of self service and improved data interfacing are that team members will be able to prioritise work that delivers added value and meet performance targets.

### Key Uses of Technology

The Administration team successfully moved from the AXIS(e) system to a hosted Altair system in the planned timescales. The new Altair system will better support the additional functionality post the 2014 pension changes.

Havering has continued to have a close working relationship with the London Borough of Redbridge, we also share newsletters and the “pension scheme members” website.

Havering continues to undertake partnership working with the London Pension Fund Authority which has developed a “pension scheme members” website for the borough, to assist in its pension sharing across London. This website holds information on the LGPS including previous newsletters, a scheme guide and various factsheets. A review of functionality of the website has led to website improvements, and work on incorporating member self-service into their own pension record will be developed at a later stage. Improvements during this year have included developing an employer page on the website and commencing populating this page with relevant guidance and information relevant to scheme employers, work will continue on this during next year as this is a key

governance tool to evidence compliance with the LGPS regulations, particularly in the area of employer discretions.

### **Internal Dispute Resolution Procedure (IDRP)**

Any Internal disputes goes firstly to the Council's Actuaries and then to the Pensions Panel which comprises of Heads of Services from Internal Shared Services, Finance and Legal. The Team Leader for Pensions Administration sits on the panel in an advisory role.

There were no cases taken to IDRP in 2013/14.

### **Whistle Blowing**

The Pension Fund complies with the whistle blowing requirements of the Pension Act that came into force on the 6 April 2005. It urges anyone to inform the correct authorities of any known wrong doings. The process for reporting breaches of the law to the Pension's Regulator is available on the council's website at: [www.havering.gov.uk](http://www.havering.gov.uk) and follow the links 'Council and Democracy', 'Pension Fund'.

No breaches were reported during 2013/14.

# Actuarial Report

## London Borough of Havering Pension Fund ("the Fund") Actuarial Statement for 2013/14

This statement has been prepared in accordance with Regulation 34(1)(d) of the Local Government Pension Scheme (Administration) Regulations 2008, and Chapter 6 of the CIPFA/LASAAC Code of Practice on Local Authority Accounting in the UK 2013/14.

### Description of Funding Policy

The funding policy is set out in the Administering Authority's Funding Strategy Statement (FSS), dated February 2014. In summary, the key funding principles are as follows:

- to ensure the long-term solvency of the Fund, using a prudent long term view. This will ensure that sufficient funds are available to meet all members'/dependents' benefits as they fall due for payment;
- to ensure that employer contribution rates are reasonably stable where appropriate;
- to minimise the long-term cash contributions which employers need to pay the Fund, by recognising the link between assets and liabilities and adopting an investment strategy which balances risk and return (NB this will also minimise costs to be borne by Council Tax payers);
- to reflect the different characteristics of different employers in determining contribution rates. This involves the Fund having a clear and transparent funding strategy to demonstrate how each employer can best meet its own liabilities over future years; and
- to use reasonable measures to reduce the risk to other employers and ultimately to the Council Tax payer from an employer defaulting on pension obligations.

The FSS sets out how the Administering Authority seeks to balance the conflicting aims of securing the solvency of the Fund and keeping employer contributions stable.

For employers whose covenant was considered by the Administering Authority to be sufficiently strong, contributions have been stabilised below the theoretical rate required to return their portion of the Fund to full funding over 20 years if the valuation assumptions are borne out. Asset-liability modelling has been carried out which demonstrate that if these contribution rates are paid and future contribution changes are constrained as set out in the FSS, there is still a better than 60% chance that the Fund will return to full funding over 20 years.

### Funding Position as at the last formal funding valuation

The most recent actuarial valuation carried out under Regulation 36 of the Local Government Pension Scheme (Administration) Regulations 2008 was as at 31 March 2013. This valuation revealed that the Fund's assets, which at 31 March 2013 were valued at £461 million, were sufficient to meet 61% of the liabilities (i.e. the present value of promised retirement benefits) accrued up to that date. The resulting deficit at the 2013 valuation was £292 million.

Individual employers' contributions for the period 1 April 2014 to 31 March 2017 were set in accordance with the Fund's funding policy as set out in its FSS.

### Principal Actuarial Assumptions and Method used to value the liabilities

Full details of the methods and assumptions used are described in the valuation report dated 31 March 2014.



## Method

The liabilities were assessed using an accrued benefits method which takes into account pensionable membership up to the valuation date, and makes an allowance for expected future salary growth to retirement or expected earlier date of leaving pensionable membership.

## Assumptions

A market-related approach was taken to valuing the liabilities, for consistency with the valuation of the Fund assets at their market value.

The key financial assumptions adopted for the 2013 valuation were as follows:

Financial assumptions	31 March 2013	
	% p.a. Nominal	% p.a. Real
Discount rate	4.80%	2.30%
Pay increases	3.30%	0.80%
Price inflation/Pension increases	2.50%	-

The key demographic assumption was the allowance made for longevity. The life expectancy assumptions are based on the Fund's VitaCurves with improvements in line with the CMI 2010 model, assuming the current rate of improvements has peaked and will converge to a long term rate of 1.25% p.a.. Based on these assumptions, the average future life expectancies at age 65 are as follows:

	Males	Females
Current Pensioners	22.1 years	24.1 years
Future Pensioners*	24.2 years	26.7 years

\*Currently aged 45

Copies of the 2013 valuation report and Funding Strategy Statement are available on request from London Borough of Havering, the Administering Authority to the Fund.

## Experience over the period since April 2013

Experience has been better than expected since the last valuation (excluding the effect of any membership movements). Real bond yields have risen and asset returns have been better than expected meaning that funding levels are likely to have improved since the 2013 valuation.

The next actuarial valuation will be carried out as at 31 March 2016. The Funding Strategy Statement will also be reviewed at that time.



Steven Law FFA

Fellow of the Institute and Faculty of Actuaries

For and on behalf of Hymans Robertson LLP

30 June 2015

Hymans Robertson LLP

20 Waterloo Street

Glasgow

The Adminstrating Authority will monitor the relative funding position, i.e. changes in the relationship between asset values and the liabilities value midpoint between valuations. It will report the results of this monitoring to the Pensions Committee.

The Fund monitors each employer's ill health experience on an on-going basis. If the cumulative cost of ill health retirement in any financial year exceeds the allowance, the employer will be charged additional contributions.

Employer decisions on the application of discretions can give rise to strain costs being payable by the employer to the pension fund. Strain costs are the capitalised financial value of the impact on the fund when a member draws their pension benefits before their Normal or State Pension Age (for whatever reason). Factors that influence the strain costs are the members' age, length of service, gender and marital status. The impact on the fund is the loss of future contribution streams from the employee and the member, and paying out benefits earlier than anticipated.

Generally where a strain cost arises due to an employer decision, such as waiving actuarial reductions or sharing the cost of buying additional pension, the strain costs will be met by the employer and not the Pension Fund. This is monitored and reconciled to data issued by the pension administration section to ensure appropriate strain costs are paid into the Fund.

# Governance Compliance Statement

**Governance Compliance Statement**

Under Regulation 31 of the Local Government Pension Scheme (Administration) Regulations 2008, administering authorities are required to prepare publish and maintain statements of compliance against a set of practice principles on scheme governance and stewardship.

The Governance Compliance Statement sets the following:

- Arrangements for delegation of decisions regarding the Fund
- Terms, structure and procedures of the delegation
- Frequency of meetings
- Whether there are representatives of employing authorities

The compliance principles are not mandatory but suggested best practice; however the Fund must explain the reasons for non compliance if applicable in the statement.

This statement can be found in the appendices at the back of the report.

The Governance Compliance statement is also available on the Council's website at [www.havering.gov.uk](http://www.havering.gov.uk). (Within 'Council and Democracy', 'Pension Fund').

## **MEMBER INVOLVEMENT**

### **Training and Development**

In January 2010 CIPFA launched as good practice guidance a Knowledge and Skills Framework that Pension Funds could voluntary adopt as a useful tool in identifying the Knowledge and Skill levels and development needs of officers and members of their decision making bodies.

As demonstration of good practice, users of the framework could make a voluntary statement in the Pension Fund Annual Report that covers:

- How the framework has been applied
- What assessment of training needs has been undertaken
- What training has been delivered against the identified training needs.

As part of on-going developments of the framework CIPFA then produced a Code of Practice to put the Knowledge and Skills requirements into a more formal structure.

The Code of Practice was introduced in October 2011 with its application commencing from financial years beginning 1 April 2012. The statement follows:

The London Borough of Havering, as an Adminstrating Authority of the LGPS, recognises the importance of ensuring that all staff and members charged with the financial management and decisions making with regard to the pension scheme are fully equipped with the Knowledge and Skills to discharge those responsibilities.

The Council's Constitution recommends that the membership of the committee remains static for the life of the Council unless exceptional circumstances require a change, for the very reason that Members need to ensure that expertise is developed and maintained within. In recognition of the importance of member training in pension matters the Council's Constitution was amended in March 2012 to reflect that if members do not undertake required training then that member may not partake in the decision making process.

The majority of training and development is cyclical in nature, spanning the four year membership of the committee. For members, 2013/14 is their last term of office, so the majority of development has been undertaken therefore training during 2013/14 has been tailored to cover specific decisions required.

It is important that all the Members of the Committee are adequately trained and briefed to make effective decisions and those members are aware of their statutory and fiduciary responsibilities and achieve the terms of reference of this Committee which are:

- To consider and agree the investment strategy and statement of investment principles (SIP) for the pension fund and subsequently monitor and review performance
- Authorise staff to invite tenders and to award contracts to actuaries, advisers and fund managers and in respect of other related investment matters
- To appoint and review the performance of advisers and investment managers for pension fund investments
- To take decisions on those matters not to be the responsibility of the Cabinet under the Local Authorities (Functions and Responsibilities) (England) Regulations 2000 relating to those matters concerning pensions made under Regulations set out in Sections 7,12 or 24 of the Superannuation Act 1972.

Training and development took place during 2013/14 to ensure that Members of the Committee were fully briefed in the decisions they were taking at the time and a log of training and development is maintained and follows this statement.

CIPFA's knowledge and Skills self-assessment training questionnaire was distributed to members in January 2011. Training needs were assessed on an individual basis and took account of members' existing expertise in specific areas. The common training requirements identified from these questionnaires covered the following areas:

- Investment Strategy – more awareness of the limits placed by regulations on investments within the LGPS.  
This training covered more than one session and took place throughout the investment Strategy process during 2012/13.
- Outsourcing – pension considerations in relation to outsourcing and Bulk transfers.  
The Outsourcing Training took place in October 2012.
- Scheme specific legislation – more knowledge on the features covering the main features of the benefit side of the LGPS.  
Training regarding the benefits side of the LGPS will take place when the new LGPS scheme is introduced from April 2014 and will fit in timely with any new members appointed to the Committee following Local Elections in June 2014.

A full listing of training and development that took place during 2013/14 follows this statement.

Members also receive briefings and advice from the Fund's Investment adviser at each committee meeting.

The Fund uses the three day training courses offered by the Local Government Employers (LGE) which is specially targeted at elected members with Pension Fund responsibilities. All new members are encouraged and given the opportunity to attend.

New member inductions, Knowledge and Skills self-assessment and training will also take place following the Local Authority elections in 2014. An induction session took place for newly elected members on the 24 June 2014 before their first Pensions Committee meeting.

The Fund is a member of the CIPFA Pensions network which gives access to an extensive programme of events, training/workshops, weekly newsletters and documentation, including briefing notes on the latest topical issues.

The Pension Fund Accountant also attends quarterly forum meetings with peers from other London Boroughs; this gives access to extensive opportunities of knowledge sharing and benchmarking data.

Training logs are maintained and attendance and coverage in the table that follows:

### Pension Committee Member Training and development 2013/14:

DATE	TOPIC COVERED	ATTENDED BY
30 April 2013	PricewaterhouseCoopers delivered briefing as part of the special Pensions Committee meeting on infrastructure	Cllr Melvin Wallace Cllr Frederick Thompson (sub Cllr Bennett) Cllr Roger Ramsey Cllr Clarence Barrett (sub Cllr Ower) Cllr Pat Murray John Giles (UNISON)
12 September 2013	Hymans – fund Investment Advisor delivered pre-interview training for Multi Asset Manager appointments covering: <ul style="list-style-type: none"> <li>• Reminder of Investment Strategy</li> <li>• Reminder of Mandate brief</li> <li>• What are Multi Assets and different types of mandates</li> </ul> Tools of the Multi asset Manager and explained High Yield Bonds, Insurance Linked Securities and Hedge Funds	Cllr Rebecca Bennett Cllr Melvin Wallace Cllr Roger Ramsey Cllr Steven Kelly Cllr Fred Osborne
24 October 2013	Pensions Overview delivered by Pension Fund Accountant	Cllr Fred Osborne Cllr Ted Eden
02 December 2013	Pensions Overview delivered by Pension Fund Accountant	Heather Foster- Byron (employer representative)
14 January 2014	CIPFA Conference – Actuarial Conference 2014	Heather Foster-Byron (employer representative)
20 February 2014	Hymans – Fund's actuary delivered training on the 2013 Valuation results, covered: <ul style="list-style-type: none"> <li>• How the valuation was undertaken</li> <li>• Assumptions used</li> <li>• What happened since 2010 and 2013 valuations</li> <li>• Impact of 2014 scheme</li> </ul>	Cllr Rebecca Bennett Cllr Melvin Wallace Cllr Roger Ramsey Cllr Fred Osborne Heather Foster- Bryon (employer representative)

### Key reports arising in the period

All the pension committee agenda and minutes can be found on the Council's website at: [www.haverling.gov.uk](http://www.haverling.gov.uk) and follow the links 'council and democracy', 'meetings', 'pensions committee'.

The Committee met a number of times during 2013/14 and the coverage and attendance at those meetings are shown in the following table:

DATE	TOPIC	ATTENDED BY
<b>30 April 2013 (SPECIAL)</b>	<ul style="list-style-type: none"> <li>Considered proposals for participation in a Collective Investment Fund</li> <li>Supported the proposed consultation response to changes in legislation on auto-enrolment</li> <li>Members considered the consultation and draft response on legislation covering the Local Government Pension Scheme (LGPS) 2014</li> <li>Considered options for investing in Local Infrastructure Assets and received a report from PricewaterhouseCoopers including Governance &amp; Operational Processes.</li> </ul>	Cllr Melvin Wallace (chair) Cllr Frederick Thompson (sub for Cllr Bennett) Cllr Roger Ramsey Cllr Clarence Barrett (sub for Cllr Ower) Cllr Pat Murray John Giles (UNISON)
<b>26 June 2013</b>	<ul style="list-style-type: none"> <li>Noted the external 2012/13 Audit Plan, including matters relating to the fraud.</li> <li>Pension Fund Performance monitoring for the quarter ending 31 March 2013, received presentations from the Property Manager, Multi Asset Absolute Return Manager and Global Equity Manager</li> </ul>	Cllr Rebecca Bennett (chair) Cllr Melvin Wallace (vice- chair) Cllr Steven Kelly Cllr Roger Ramsey Cllr Ron Ower John Giles (UNISON) Marilyn Clay (employer representative)
<b>24 July 2013 (SPECIAL)</b>	<ul style="list-style-type: none"> <li>Considered and approved the Governance arrangements for Investing in Local Infrastructure</li> <li>Considered and agreed amendments to the Statement of investment Principles to include Local Infrastructure investments</li> <li>Considered the discussion paper on proposed new Governance arrangements for the LGPS</li> </ul>	Cllr Rebecca Bennett (chair) Cllr Melvin Wallace (vice- chair) Cllr Steven Kelly Cllr Roger Ramsey Cllr Ron Ower Marilyn Clay (employer representative)
<b>12 September 2013 (SPECIAL)</b>	<ul style="list-style-type: none"> <li>Multi Asset Manager selection interviews – all day event</li> </ul>	Cllr Rebecca Bennett (chair) Cllr Melvin Wallace (vice- chair) Cllr Steven Kelly Cllr Roger Ramsey Cllr Fred Osborne
<b>24 September 2013</b>	<ul style="list-style-type: none"> <li>Noted Pension Fund Accounts for the year ending 31 March 2013</li> <li>Noted the external auditor's report (ISA260) for the Pension fund and officers response to issues raised</li> <li>Business Plan/Annual Report on the Work of the Pensions Committee 2012/13</li> </ul>	Cllr Rebecca Bennett (chair) Cllr Melvin Wallace (vice- chair) Cllr Steven Kelly Cllr Roger Ramsey Cllr Ron Ower Cllr Denis breeding (sub for Cllr Murray) Cllr Ted Eden (sub for Cllr Osborne) John Giles (UNISON)
<b>30 October 2013</b>	<ul style="list-style-type: none"> <li>Noted the views of officers on the performance of the Fund's Actuary for the period 1 April 2013 to 31 March 2013.</li> <li>Noted the views of officers on the performance of the Fund's Investment Advisor for the period September 2013 to September 2013.</li> <li>Noted the views of officers on the performance of the Pension Fund's Custodian for the period April 2013 to September 2013.</li> <li>Considered and agreed changes as necessary to Pension Fund's Governance Compliance Statement 2013</li> <li>Noted the results of the Whistleblowing Annual review and that no breaches had been reported</li> <li>Agreed Pension Fund Annual Report – Year</li> </ul>	Cllr Rebecca Bennett (chair) Cllr Melvin Wallace (vice- chair) Cllr Steven Kelly Cllr Roger Ramsey Cllr Ron Ower Cllr Pat Murray Cllr Fred Osborne John Giles (UNISON)

DATE	TOPIC	ATTENDED BY
	<p>ended 31 March 2013</p> <ul style="list-style-type: none"> <li>Verbal update on proposed Pension Fund merger and advised that an external organisation will be appointed by the DCLG to review options</li> </ul>	
<b>17 December 2013</b>	<ul style="list-style-type: none"> <li>Pension Fund Performance monitoring for the quarter ending 31 September 2013, received presentations from the Fund's Property Manager, the UK/Global Equities Passive manager and the Fund's Global Equity Manager.</li> <li>Considered the risks and impact of ill Health insurance for the whole fund</li> <li>Noted the admission of Sodexo UK and Ireland and Breyer Group PLC as transferee Admission bodies into the Fund</li> <li>Noted the ministerial statement regarding Academies and pooling and agreed that there will be no changes to the current arrangements for assessing Academy employer contribution rates</li> <li>Noted the new guidance setting out a reformed Fair Deal Policy</li> <li>Noted the changes to the Local government Pension Scheme (miscellaneous) Regulations 2012.</li> <li>Noted the brief overview of the new Local Government Pension Scheme 2014.</li> </ul>	<p>Cllr Rebecca Bennett (chair)  Cllr Melvin Wallace (vice- chair)  Cllr Steven Kelly  Cllr Roger Ramsey  Cllr Ron Ower  Cllr Pat Murray  Cllr Fred Osborne  Andy Hampshire (GMB)  Heather Foster-Byron (employer representative)</p>
<b>25 March 2014</b>	<ul style="list-style-type: none"> <li>Considered and agreed new Funding Strategy Statement</li> <li>Considered and agreed the Business Plan/Annual report on the work of the Pensions Committee 2013/14</li> <li>Considered a report on the development of the London Collective Investment Vehicle</li> <li>Pension Fund Performance monitoring for the quarter ending 31 December 2013, received presentations from the Fund's Bond Manager.</li> </ul>	<p>Cllr Rebecca Bennett (chair)  Cllr Melvin Wallace (vice- chair)  Cllr Steven Kelly  Cllr Roger Ramsey  Cllr Ron Ower  Cllr Pat Murray  Cllr Fred Osborne  John Giles (UNISON)  Heather Foster-Byron (employer representative)</p>

The fund adopts a Business Plan/Report on the work of the Pensions Committee which set out the work undertaken by the Committee during 2013/14 and the plan of work for the following year (2014/15). This also includes a Training and Development Plan which is linked to the Pension Fund Coverage of meetings.

Full coverage of the Pensions Committee work and training plan can be found on the Council's website: [www.haverling.gov.uk](http://www.haverling.gov.uk) within 'Services' 'Council, Democracy and Elections', 'council budgets & spending' 'Pension Fund')

### **CONFLICT OF INTEREST**

At the start of any meeting, committee members are invited to declare any financial or pecuniary interest related to specific matters on the agenda. During 2013/14 there were no conflicts of interests declared.



## FUND ACCOUNT AND NET ASSETS STATEMENT

### Havering Pension Fund Account for the year ended 31<sup>st</sup> March 2014

2012/13 £000	Note	2013/14 £000
<b>Contributions and benefits</b>		
30,222 Contributions	3	45,007
3,706 Transfers in from other pension funds	4	2,258
<b>33,928</b>		<b>47,265</b>
(31,272) Benefits	5	(32,387)
(2,423) Payments to and on account of leavers	6	(1,129)
(632) Administration expenses	7	(783)
<b>(34,327)</b>		<b>(34,299)</b>
<b>(399) Net (withdrawals)/ additions from dealings with members</b>		<b>12,966</b>
<b>Returns on Investments</b>		
(1,147) Investment Management Expenses	8	(1,228)
9,518 Investment income	9	9,279
49,098 Profit and losses on disposal of investments and changes in the market value of investments	10	24,427
<b>57,469 Net returns on investments</b>		<b>32,478</b>
<b>57,070 Net Increase in the net assets available for benefits during the year</b>		<b>45,444</b>
403,505 Net assets of the Fund at start of year		460,575
<b>460,575 Net assets of the Fund at end of year</b>		<b>506,019</b>

<b>Net Asset Statement as at 31 March</b>		
2013 £000	Note	2014 £000
459,162 Investment Assets	11	501,812
(1,829) Investment Liabilities	11	(1,036)
3,709 Current Assets	12	7,854
(467) Current Liabilities	13	(2,611)
<b>460,575 Net assets of the fund available to fund benefits at end of the year</b>		<b>506,019</b>

The financial statements summarise the transactions of the Fund and the net assets of the Fund. They do not take account of obligations to pay pensions and other benefits which fall due after the financial year end. The actuarial present value of promised retirement benefits, valued on an International Accounting Standard IAS19 basis is disclosed at Note 20 of these accounts.

# Notes to the Pension Fund

## 1. Basis of Preparation

The Financial Statements have been prepared in accordance with the Code of Practice on Local Authority Accounting 2013/14 which is based upon International Financial Reporting Standards (IFRS), as amended for the UK public sector.

## 2. Summary of Significant Accounting Policies

### Fund Account - Income

#### (a) Contribution income

Normal contributions, both from the members and from the employer, are accounted for on an accruals basis at the percentage rate recommended by the fund actuary in the payroll period to which they relate. This is then broken down to show the amount allocated for the deficit funding (past service costs).

Pension strain contributions (augmentation) are accounted for in the period in which the liability arises.

#### (b) Transfers to and from other schemes

Transfer values represent the amounts received and paid during the year for members who have either joined or left the fund during the financial year and are calculated in accordance with the Local Government Pension Scheme Regulations (see notes 4 and 6)

Individual transfers in/out are accounted for when received/paid, which is normally when the member liability is accepted or discharged.

#### (c) Investment Income

##### *i) Interest income*

Interest income is recognised in the fund as it accrues.

##### *ii) Dividend income*

Dividend income is recognised on the date the shares are quoted as ex-dividend. Any amount not received by the end of the reporting period is disclosed in the net assets statement as an Investment asset.

##### *iii) Distribution from pooled funds*

Distributions from pooled funds are recognised at the date of issue.

#### *iv) Property- related income*

Property related income consists primarily of rental income and are recognised at the date of issue.

#### *v) Movement in the net market value of investments*

Changes in the net market value of investments are recognised as income and comprise all realised and unrealised profits/losses during the year.

### Fund Account – expense items

#### (d) Benefits payable

Pensions and lump-sum benefits payable include all amounts known to be due as at the end of the financial year. Any amounts unpaid are disclosed in the net assets statement as current liabilities.

#### (e) Taxation

The fund is a registered public service scheme under section 1(1) of Schedule 36 of the Finance Act 2004 and as such is exempt from UK income tax on interest received and from capital gains tax on the proceeds of investments sold. Income from overseas investments suffers withholding tax in the country of origin, unless exemption is permitted. Irrecoverable tax is accounted for as a fund expense as it arises.

#### (f) Administrative expenses

All administrative expenses are accounted for on an accruals basis. The majority of staff costs of the pension's administration team have been charged to the scheme. Management, accommodation and other overheads are apportioned to the fund in accordance with Council policy.

#### (g) Investment management expenses

All investment management expenses are accounted for on an accruals basis.

Fees of the external investment managers and custodian are agreed in the respective mandates governing their appointments. Broadly, these are based on the market value of the investments under their management and therefore increase or reduce as the value of these investments change.

The cost of obtaining investment advice from external consultants is included in investment management charges.

For officers' time spent on investment management functions; a proportion of the relevant officers' salary costs have also been charged to the Fund.

## **Net Assets Statement**

### **(h) Financial assets**

Financial assets are included in the net assets statement on a fair value basis as at the reporting date. A financial asset is recognised in the net assets statement on the date the fund becomes party to the contractual acquisition of the asset. From this date any gains or losses arising from changes in the fair value of assets are recognised by the fund.

The values of investments as shown in the net assets statement have been determined as follows:

#### **(i) Market-quoted investments**

The value of an investment for which there is a readily available market price is determined by the bid market price ruling on the final day of the accounting period.

#### **(ii) Fixed interest securities**

Fixed interest securities are recorded at net market value based on their current yields.

#### **(iii) Unquoted investments**

The fair value of investments for which market quotations are not readily available is determined as follows:

- Investments in private equity funds are valued on the fund's share of the net assets in the private equity fund.

#### **(iv) Pooled investment vehicles**

Pooled investment vehicles are valued at closing bid price if both the bid and offer prices are published; or if single priced, at the closing single price.

### **(i) Foreign currency transactions**

Dividends, interest and purchases and sales of investments in foreign currencies have been accounted for at the spot market rates at the date of transaction. End of year spot market exchange rates are used to value cash balances held in foreign currency bank accounts, market values of overseas investments and purchases and sales outstanding at the end of the reporting period

### **(j) Derivatives**

The fund uses derivative financial instruments to manage its exposure to specific risks arising from its investment activities.

Derivative contract assets are fair valued at bid prices and liabilities are fair valued at offer prices. Changes in the fair value of derivative contracts are included in the change in market value.

The future value of forward currency contracts is

based on market forward exchange rates at the year-end date and determined as the gain or loss that would arise if the outstanding contract was matched at the year-end with an equal and opposite contract.

### **(k) Cash and cash equivalents**

Cash comprises cash in hand.

Cash equivalents are short-term, highly liquid investments that are readily convertible to known amounts of cash and that are subject to minimal risk of changes in value.

### **(l) Financial Liabilities**

The fund recognises financial liabilities at fair value as at the reporting date. A financial liability is recognised in the net assets statement on the date the fund becomes party to the liability. From this date any gains or losses arising from changes in the fair value of the liability are recognised by the fund.

### **(m) Actuarial present value of promised retirement benefits**

The actuarial present value of promised benefits is assessed on a triennial basis by the scheme actuary in accordance with the requirements of IAS19 and relevant actuarial standards.

### **(n) Additional Voluntary contributions**

AVC's are not included in the accounts in accordance with section 492) (b) of the Local Government Pension Scheme (Management and Investment of Funds) Regulations 2009 (SI 2009/3093) but are disclosed as a note only (Note 3)

## **Stock Lending**

We do not carry out stock lending directly. We are investors of a pooled fund with the passive equity manager, State Street Global Assets, who carry out stock lending as part of the funds activities. It is not possible to allocate a share of the stock lending activity to individual fund members. The lending programme is managed by State Street Securities Finance (SSSF), a division of State Street's Global Markets area. At present, lending is collateralised by non-cash collateral and marked to market on a daily basis. Revenue generated from securities is allocated 60% to the pooled fund in respect of investors and 40% to State Street, which pays all costs associated with the lending programme.

## **3. Contributions**

	2013/14 £000	2012/13 £000
<b>Employers</b>		
<b>Normal:</b>		
Havering	11,941	11,053
Scheduled Bodies	3,672	3,519
Admitted Bodies	681	572
<b>Deficit funding:</b>		
Havering	*21,590	8,647
<b>Augmentation:</b>		
Havering	493	204
Scheduled Bodies	77	19
Admitted Bodies	20	0
<b>Employer Total</b>	<b>38,474</b>	<b>24,014</b>
<b>Members</b>		
<b>Normal:</b>		
Havering	5,154	4,870
Scheduled bodies	1,113	1,094
Admitted bodies	190	161
<b>Additional contributions:</b>		
Havering	66	66
Scheduled bodies	9	16
Admitted bodies	1	1
<b>Members Total</b>	<b>6,533</b>	<b>6,208</b>
	<b>45,007</b>	<b>30,222</b>

\* The £21.6m deficit funding reflects additional contributions made by the authority to the Pension Fund. It consists of £11.5m one-Off contribution to fund local infrastructure, £5.9m past service contribution as a cash amount and £4.1m one-off contributions.

#### Additional Voluntary Contributions (AVC's)

AVC Provider	Market Value 2013/14 £000	Market Value 2012/13 £000
<b>Prudential</b>	717	797
<b>Standard Life</b>	145	162

**Note:** Some employees made additional voluntary contributions (AVC's) of £62,167 (£64,785 12/13) excluded from these statements. These are deducted from the payroll and forwarded to the stakeholder pension schemes provided by the Prudential and Standard Life. The amounts forwarded during 2013/14 were £48,592 (£54,571 12/13) to the Prudential and £13,575 (£10,214 12/13) to Standard Life.

#### 4. Transfers in from other pension funds

	2013/14 £000	2012/13 £000
Individual transfers in from other schemes	2,258	3,706

#### 5. Benefits

	2013/14 £000	2012/13 £000
<b>Pensions</b>		
Havering	24,975	23,675
Scheduled Bodies	664	641
Admitted Bodies	431	384
<b>Pension Total</b>	<b>26,070</b>	<b>24,700</b>
<b>Commutation &amp; Lump Sum Retirements</b>		
Havering	5,060	4,784
Scheduled Bodies	472	339
Admitted Bodies	343	178
<b>Commutation Total</b>	<b>5,875</b>	<b>5,301</b>
<b>Lump sum death benefits</b>		
Havering	380	1,093
Scheduled Bodies	42	102
Admitted Bodies	20	76
<b>Death Benefits Total</b>	<b>442</b>	<b>1,271</b>
	<b>32,387</b>	<b>31,272</b>

#### 6. Payments To and On Account of leavers

	2013/14 £000	2012/13 £000
Refunds to members leaving service	2	1
Individual transfers to other schemes	1,127	2,422
	<b>1,129</b>	<b>2,423</b>

#### 7. Administrative Expenses

	2013/14 £000	2012/13 £000
Administration & Processing	693	566
Actuarial Fees	52	30
Audit Fees	21	21
Other Fees & Expenses	17	15
	<b>783</b>	<b>632</b>

#### 8. Investment management expenses

	2013/14 £000	2012/13 £000
Administration, management and custody	1,132	1,063
Performance measurement services	13	12
Other Advisory Fees	83	72
	<b>1,228</b>	<b>1,147</b>

## 9. Investment Income

	<b>2013/14</b>	<b>2012/13</b>
	<b>£000</b>	<b>£000</b>
Equity dividend	2,994	3,362
Fixed Interest securities	*3,844	**3,663
Pooled property income	1,291	1,421
Foreign Exchange Profits	950	978
Interest on Cash & Deposits	86	12
Other income	114	82
<b>Total Income</b>	<b>9,279</b>	<b>9,518</b>

\* Income includes Index linked Interest of £464k

\*\* Income includes Index Linked Interest of £404k

## 10 (a). Reconciliation of movements in investments & derivatives 2013/14

	<b>Market Value at 31st March 2013</b>	<b>Purchases during the year and derivative payments</b>	<b>Sales during the year and derivative receipts</b>	<b>Change in Market Value during the year</b>	<b>Cash &amp; Other Movements</b>	<b>Market Value at 31st March 2014</b>
	<b>£000</b>	<b>£000</b>	<b>£000</b>	<b>£000</b>	<b>£000</b>	<b>£000</b>
Equities	107,401	29,913	(122,847)	10,253	0	24,720
Fixed interest Securities	65,506	58,535	(54,397)	(1,562)	0	68,082
Index-linked Securities	53,541	160,203	(157,261)	(2,839)	0	53,644
Pooled Investment Vehicles	222,996	169,946	(5,005)	18,083	(58,500)	347,520
Derivatives	(387)	238,342	(238,342)	496	0	109
Cash instruments	1,055	10,052	(11,107)	0	0	0
Cash deposits (fund managers)	5,719	0	0	0	232	5,951
	<b>455,831</b>	<b>666,991</b>	<b>(588,959)</b>	<b>24,431</b>	<b>(58,268)</b>	<b>500,026</b>
Other Investment Balances	1,502			(4)	(748)	750
	<b>457,333</b>	<b>666,991</b>	<b>(588,959)</b>	<b>24,427</b>	<b>(59,016)</b>	<b>500,776</b>

## 10 (b). Reconciliation of movements in investments & derivatives 2012/13

	<b>Market Value at 31st March 2012</b>	<b>Purchases during the year and derivative payments</b>	<b>Sales during the year and derivative receipts</b>	<b>Change in Market Value during the year</b>	<b>Cash &amp; Other Movements</b>	<b>Market Value at 31st March 2013</b>
	<b>£000</b>	<b>£000</b>	<b>£000</b>	<b>£000</b>	<b>£000</b>	<b>£000</b>
Equities	104,209	92,538	(69,656)	11,644	(31,334)	107,401
Fixed interest Securities	70,854	75,981	(85,351)	5,491	(1,469)	65,506
Index-linked Securities	46,660	173,141	(172,307)	4,578	1,469	53,541
Pooled Investment Vehicles	175,456	7,787	(922)	28,284	12,391	222,996
Derivatives	516	217,108	(217,108)	(903)	-	(387)
Cash instruments	673	9,452	(9,070)	-	-	1,055
Cash deposits (fund managers)	3,231	-	-	-	2,488	5,719
	<b>401,599</b>	<b>576,007</b>	<b>(554,414)</b>	<b>49,094</b>	<b>(16,455)</b>	<b>455,831</b>
Other Investment Balances	720	-	-	4	778	1,502
	<b>402,319</b>	<b>576,007</b>	<b>(554,414)</b>	<b>49,098</b>	<b>(15,677)</b>	<b>457,333</b>

The change in market value of investments during the year comprises all increases and decreases in the market value of investments held at any time during the year, including profits and losses realised on sales of investments during the year.

The cash and other movements include assets that were transferred between fund managers as part of the investment restructuring.

Transaction costs are included in the cost of purchases and sale proceeds. Transaction costs include costs charged directly to the scheme such as fees, commissions, stamp duty and other fees. Transaction costs incurred during the year amounted to £382k, including transition costs (2012/13 £318k). In addition to the transaction costs disclosed above, indirect costs are incurred through the bid-offer spread on investments within pooled investment vehicles. The amount of indirect costs is not separately provided to the scheme.

# 11. Analysis of investments

	2013/14 £000	2012/13 £000
<b>Investment Assets</b>		
<b>Equities</b>		
UK Quoted	6,707	89,525
Overseas quoted	18,013	17,876
	<b>24,720</b>	<b>107,401</b>
<b>Fixed Interest Securities</b>		
UK Public sector	12,535	7,512
UK Private (corporate)	55,547	56,197
Overseas Public sector	0	1,797
	<b>68,082</b>	<b>65,506</b>
<b>Index-Linked Securities</b>		
UK Public sector	41,558	40,681
UK Private (corporate)	642	660
Overseas Public sector	11,444	12,200
	<b>53,644</b>	<b>53,541</b>
<b>Derivative Contracts</b>		
Forward FX Contracts	183	130
	<b>183</b>	<b>130</b>
<b>Pooled Investment Vehicles</b>		
<b>UK Managed Funds</b>		
UK Quoted	322,366	199,566
UK Unquoted	16	20
Overseas	696	620
Property	1,554	1,248
<b>UK Unit Trust</b>		
UK Property	22,888	21,542
	<b>347,520</b>	<b>222,996</b>
<b>Cash Instruments</b>		
UK	0	1,055
	<b>0</b>	<b>1,055</b>
<b>Cash Deposits</b>		
Managers	5,951	5,719
	<b>5,951</b>	<b>5,719</b>
Outstanding Sales	344	816
Investment Income	1,178	1,160
Outstanding dividend and recoverable withholding tax	190	836
Investment Income due	-	2
	<b>1,712</b>	<b>2,814</b>
<b>Total Investment Assets</b>	<b>501,812</b>	<b>459,162</b>

# 11. Analysis of investments (Cont'd)

	2013/14 £000	2012/13 £000
<b>Investment Liabilities</b>		
<b>Derivative Contracts</b>		
Forward FX Contracts	(74)	(517)
Outstanding purchases	(960)	(1,312)
Investment Income Due	(2)	-
<b>Total Investment Liabilities</b>	<b>(1,036)</b>	<b>(1,829)</b>
<b>Total Net Investments</b>	<b>500,776</b>	<b>457,333</b>

# 12. Current Assets

	2013/14 £000	2012/13 £000
Pension Grants	8	9
Contributions due from Employers	184	168
Contributions due from members	71	58
Cash deposit with LB Havering	7,591	3,474
<b>Current Assets</b>	<b>7,854</b>	<b>3,709</b>

<b>Analysis of Debtors</b>	2013/14 £000	2012/13 £000
NHS bodies	8	9
Public corporation and trading funds	184	168
Other entities and individuals	71	58
<b>Total Debtors</b>	<b>263</b>	<b>235</b>

# 13. Current Liabilities

	2013/14 £000	2012/13 £000
Unpaid Benefits	(439)	(166)
Accrued Expenses	(241)	(301)
Bank Account Balance	(1,931)	-
<b>Current Liabilities</b>	<b>(2,611)</b>	<b>(467)</b>

<b>Analysis of Creditors</b>	2013/14 £000	2012/13 £000
Other entities and individuals	(680)	(467)
<b>Total</b>	<b>(680)</b>	<b>(467)</b>

## Analysis of derivatives

### Objectives and policies for holding derivatives

Most of the holdings in derivatives are to hedge liabilities or hedge exposure to reduce risk in the fund. The use of derivatives is managed in line with the investment management agreement agreed between the fund and various investment managers.

### Forward foreign currency

The fund currently has exposure to forward currency contracts and the purpose of this is to reduce the fund's exposure to fluctuations in exchange rates. The fund managers who use forward currency contracts are Royal London and Ruffer. A breakdown of forward contracts held by the fund as at 31 March 2014 is given below.

### Open forward currency contracts

Settlement	Currency Bought	Local Value	Currency sold	Local Value	Asset Value (Unrealised Gain)	Liability Value (Unrealised loss)
		000		000	£000	£000
Up to one month	JPY	205,990	GBP	1,203		(3)
Up to one month	JPY	313,610	GBP	1,862		(35)
Up to one month	JPY	320,571	GBP	1,878		(11)
Up to one month	JPY	176,706	GBP	1,044		(14)
Up to one month	GBP	9,964	JPY	1,692,940	102	
Up to two months	GBP	3,411	USD	5,607	47	
Up to three months	GBP	1,390	EUR	1,666	12	
Up to three months	EUR	1,325	GBP	1,107		(11)
Up to three months	GBP	1,121	EUR	1,340	13	
Up to three months	GBP	399	USD	659	3	
Up to three months	GBP	1,782	USD	2,959	6	
<b>Gross Open forward currency contracts at 31 March 2014</b>					<b>183</b>	<b>(74)</b>
<b>Net Forward currency contracts at 31 March 2014</b>					<b>109</b>	
<b>Prior year comparative</b>						
<b>Gross Open forward currency contracts at 31 March 2013</b>					<b>130</b>	<b>(517)</b>
<b>Net Forward currency contracts at 31 March 2013</b>						<b>(387)</b>

The following investments represent more than 5% of the net assets of the fund

Market Value 31 March 2013	% of total fund	Security	Market Value 31 March 2014	% of total fund
£000			£000	
0	0	Barings Dynamic Asset Allocation Fund	97,978	19.36
76,297	16.6	Baillie Gifford Global Alpha Pension Fund	85,594	16.92
0	0	Baillie Gifford Diversified Growth Fund	71,029	14.04
109,991	23.9	MPF All World Equity index	46,664	9.22



# 14. Financial instruments

## (a) Classification of financial instruments

Accounting policies describe how different asset classes of financial instruments are measured, and how income and expenses, including fair value gains and losses, are recognised. The following table analyses the carrying amounts of financial assets and liabilities (excluding cash) by category and net assets statement heading. No financial assets were reclassified during the accounting period.

31 March 2013				31 March 2014		
Designated as fair value through fund account	Loans and receivables	Financial liabilities at amortised cost		Designated as fair value through fund account	Loans and receivables	Financial liabilities at amortised cost
£000	£000	£000		£000	£000	£000
			<b>Financial Assets</b>			
107,401	-	-	Equities	24,720	-	-
65,506	-	-	Fixed Interest Securities	68,082	-	-
53,541	-	-	Index linked securities	53,644	-	-
92	-	-	Derivative contracts	183	-	-
201,454	-	-	Pooled investment Vehicles	347,520	-	-
21,542	-	-	Property	-	-	-
-	6,774	-	Cash	-	5,951	-
-	-	-	Other investment balances	-	-	-
-	6,523	-	Debtors	-	9,566	-
<b>449,536</b>	<b>13,297</b>	<b>-</b>	<b>Financial Assets Total</b>	<b>494,149</b>	<b>15,517</b>	<b>-</b>
			<b>Financial Liabilities</b>			
(479)	-	-	Derivative contracts	(74)	-	-
-	-	-	Other investment balances	-	-	-
-	-	(1,779)	Creditors	-	-	(3,573)
(479)	-	(1,779)	<b>Financial Liabilities Total</b>	(74)	-	(3,573)
<b>449,057</b>	<b>13,297</b>	<b>(1,779)</b>	<b>Grand total</b>	<b>494,075</b>	<b>15,517</b>	<b>(3,573)</b>

## (b) Net gains and losses on financial instruments

	2013/14	2012/13
	£000	£000
<b>Financial assets</b>		
Fair value through fund account	24,427	49,098
Loans & receivables	-	-
Financial liabilities measured at amortised cost	-	-
<b>Financial liabilities</b>		
Fair value through fund account	-	-
Loans & receivables	-	-
Financial liabilities measured at amortised cost	-	-
<b>Total</b>	<b>24,427</b>	<b>49,098</b>

**c) Fair Value of financial instruments carried out at fair value**

The following table summarises the carrying values of the financial assets and financial liabilities by class of instrument compared with their fair values

2012/13			2013/14	
Carrying Value	Fair Value		Carrying Value	Fair Value
£000	£000		£000	£000
449,536	449,536	<b>Financial assets</b>	494,149	494,149
13,297	13,297	Fair value through fund account		
		Loans & receivables	15,517	15,517
<b>462,833</b>	<b>462,833</b>	<b>Total financial assets</b>	<b>509,666</b>	<b>509,666</b>
(479)	(479)	<b>Financial liabilities</b>	(74)	(74)
(1,779)	(1,779)	Fair value through fund account		
		Financial liabilities at amortised cost	(3,573)	(3,573)
<b>(2,258)</b>	<b>(2,258)</b>	<b>Total financial liabilities</b>	<b>(3,647)</b>	<b>(3,647)</b>

The council has not entered into any financial guarantees that are required to be accounted for as financial instruments

**(d) Valuations of financial instruments carried out at fair value**

The valuation of financial instruments has been classified into three levels, according to the quality and reliability of information used to determine fair values.

**Level 1**

Financial instruments at Level 1 are those where the fair values are derived from unadjusted quoted prices in active markets for identical assets or liabilities. Products classified as level 1 comprise quoted equities, quoted fixed securities, quoted index linked securities and unit trusts.

Listed investments are shown at bid prices. The bid value of the investment is based on the bid market quotation of the relevant stock exchange.

**Level 2**

Financial instruments at Level 2 are those where quoted market prices are not available; for example, where an instrument is traded in a market that is not considered to be active, or where valuation techniques are used to determine fair value and where these techniques use inputs that are based significantly on observable market data.

**Level 3**

Financial instruments at Level 3 are those where at least one input that could have a significant effect on the instrument's valuation is not based on observable market data.

Such instruments would include unquoted equity investments and hedge fund of funds, which are valued using various valuation techniques that require significant judgement in determining appropriate assumptions.

The following tables provides an analysis of the financial assets and liabilities of the pension fund grouped into Levels 1 to 3, based on the level at which fair value is observable.

	Quoted Market price	Using observable inputs	With significant unobservable inputs	
Values at 31 March 2014	Level 1 £000	Level 2 £000	Level 3 £000	Total £000
<b>Financial Assets</b>				
Financial assets at fair value through profit and loss	471,245	16	22,888	494,149
Loans and receivables	15,517	-	-	15,157
<b>Total financial Assets</b>	<b>486,762</b>	<b>16</b>	<b>22,888</b>	<b>509,666</b>
<b>Financial Liabilities</b>				
Financial liabilities at fair value through profit and loss	(74)	-	-	(74)
Financial liabilities at amortised cost	(3,573)	-	-	(3,573)
<b>Total Financial Liabilities</b>	<b>(3,647)</b>	<b>-</b>	<b>-</b>	<b>(3,647)</b>
<b>Net Financial Assets</b>	<b>483,115</b>	<b>16</b>	<b>22,888</b>	<b>506,019</b>

	Quoted Market price	Using observable inputs	With significant unobservable inputs	
Values at 31 March 2013	Level 1 £000	Level 2 £000	Level 3 £000	Total £000
<b>Financial Assets</b>				
Financial assets at fair value through fund account	436,152	26	21,542	457,720
Loans and receivables	3,709	-	-	3,709
<b>Total financial Assets</b>	<b>439,861</b>	<b>26</b>	<b>21,542</b>	<b>461,429</b>
<b>Financial Liabilities</b>				
Financial liabilities at fair value through fund account	(387)	-	-	(387)
Financial liabilities at amortised cost	(467)	-	-	(467)
<b>Total Financial Liabilities</b>	<b>(854)</b>	<b>-</b>	<b>-</b>	<b>(854)</b>
<b>Net Financial Assets</b>	<b>439,007</b>	<b>26</b>	<b>21,542</b>	<b>460,575</b>

Please note that the above table for the year ending 31 March 2013 does not show the correct allocation of assets under level 1 for cash and investment accruals. This does not impact the bottom line in the table.

#### 15. Nature and extent of risks arising from financial instruments

##### Risk and Risk Management

The Fund's primary long-term risk is that the fund's assets will fall short of its liabilities (i.e. promised benefits payable to members). Therefore the aim of investment risk management is to minimise the risk of an overall reduction in the value of the fund and to maximise the opportunity for gains across the whole fund portfolio. The

fund achieves this through asset diversification to reduce exposure to market risk (price risk, currency risk and interest rate risk) and credit risk to an acceptable level. In addition, the fund manages its liquidity risk to ensure there is sufficient liquidity to meet the fund's forecast cash flows. The council manages these investment risks as part of its overall pension fund risk management programme.

### (a) Market risk

Market risk is the risk of loss from fluctuations in equity and commodity prices, interest and foreign exchange rates and credit spreads. The fund is exposed to market risk from its investment activities, particularly through its equity holdings. The level of risk exposure depends on market conditions, expectations of future price and yield movements and the asset mix.

The objective is to identify, manage and control market risk exposure within acceptable parameters, whilst optimising the return on risk.

In general, excessive volatility in market risk is managed through the diversification of the portfolio in terms of geographical and industry sectors and individual securities. To mitigate market risk, the administering authority and its investment advisors undertake appropriate monitoring of market conditions and benchmark analysis.

#### Other price risk

Other price risk represents the risk that the value of a financial instrument will fluctuate as a result of changes in market prices (other than those arising from interest rate risk or foreign exchange risk), whether those changes are caused by factors specific to the individual instrument or its issuer or factors affecting all such instruments in the market.

The fund is exposed to share and derivative price risk. This arises from investments held for the fund for which the future price is uncertain. All securities investments present a risk of loss of capital. Except for shares sold short, the maximum risk resulting from financial instruments is determined by the fair value of the financial instruments. Possible losses from shares sold short are unlimited.

The fund's investment managers mitigate this price risk through diversification and the selection of securities and other financial instruments is monitored by the administering authority to ensure it is within limits specified in the investment strategy.

#### Other Price Risk – sensitivity analysis

Following analysis of historical data and expected investment return movements during the financial year, in consultation with the fund's performance monitoring service, it has been determined that the following movements in market price risk are reasonably possible for the 2013/14 reporting period:

Asset Type	31 March 2014 Potential market movements (+/-)	31 March 2013 Potential market movements (+/-)
UK Equities	8.91%	18.30%
Global Pooled inc UK	11.31%	13.30%
Fixed Interest Bonds	6.74%	6.10%
Index Linked bonds	10.49%	9.90%
Property	4.17%	3.80%
Cash	0.02%	0.00%

The potential price changes disclosed above are broadly consistent with a one-standard deviation movement in the value of assets.

If the market price of the fund investments had increased/decreased in line with the above, the change in the net assets available to pay benefits would have been as follows (the prior year comparator is shown below):

Asset Type	Value as at 31 March 2014 £000	Change %	Value on Increase £000	Value on Decrease £000
UK Equities	6,707	8.91	7,305	6,109
Global Pooled inc.UK	342,645	11.31	381,398	303,892
Fixed Interest Bonds	68,082	6.74	72,671	63,493
Index linked bonds	53,644	10.49	59,271	48,017
Property	22,888	4.17	23,842	21,934
Cash	5,951	0.02	5,952	5,950
<b>Total</b>	<b>499,917</b>		<b>550,439</b>	<b>449,395</b>

Asset Type	Value as at 31 March 2013 £000	Change %	Value on Increase £000	Value on Decrease £000
UK Equities	89,525	18.30	105,908	73,142
Global Pooled inc.UK	219,330	13.30	248,501	190,159
Fixed Interest Bonds	65,506	6.10	69,502	61,510
Index linked bonds	53,541	9.90	58,842	48,240
Property	21,542	3.80	22,361	20,723
Cash	6,774	0.00	6,774	6,774
<b>Total</b>	<b>456,218</b>		<b>511,888</b>	<b>400,548</b>

#### Currency Risk

Currency risk represents the risk that fair value of future cash flows of a financial instrument will fluctuate because of changes in foreign exchange rates. The fund is exposed to currency risk on financial instruments that are denominated in any currency other than the functional currency of the fund, i.e. £sterling.

The table below summarises the fund's currency exposure by asset type as at 31 March 2014 and 31 March 2013.

Currency Exposure by asset Type	Value as at 31 March 2014 £000	Value as at 31 March 2013 £000
Overseas Equities	18,013	17,876
Overseas Pooled	2,971	3,819
Overseas Fixed Interest bonds	-	1,797
Overseas Index Linked bonds	11,444	12,200
Overseas Cash	113	13
<b>Total overseas assets</b>	<b>32,541</b>	<b>35,705</b>

#### Currency risk – sensitivity analysis

Following analysis of historical data in consultation with the fund's performance measurement service it has been determined that a likely volatility associated with foreign exchange rate movements is 6.9% over a rolling 36 month period.

This analysis assumes that all other variables, in particular interest rates, remain constant.

A 6.9% strengthening/weakening of the pound against the various currencies in which the fund holds investments would increase/decrease the net assets available to pay benefits as follows:

Currency exposure - asset Type	Value as at 31 March 2014 £000	Change to net assets available to pay benefits	
		+7.36% £000	-7.36% £000
Overseas Equities	18,013	19,339	16,687
Overseas Pooled	2,971	3,190	2,752
Overseas Fixed Interest Bonds	-	-	-
Overseas Index Linked Bonds	11,444	12,286	10,602
Overseas Cash	113	121	105
<b>Total</b>	<b>32,541</b>	<b>34,936</b>	<b>30,146</b>

Currency exposure - Asset Type	Value as at 31 March 2013 £000	Change to net assets available to pay benefits	
		+6.9% £000	-6.9% £000
Overseas Equities	17,876	19,109	16,643
Overseas Pooled	3,819	4,083	3,555
Overseas Fixed Interest Bonds	12,200	13,042	11,358
Overseas Index Linked Bonds	1,797	1,921	1,673
Overseas Cash	13	14	12
<b>Total</b>	<b>35,705</b>	<b>38,169</b>	<b>33,241</b>

#### Interest Rate Risk

The fund invests in financial assets for the primary purpose of obtaining a return on investments. These investments are subject to interest rate risks, which represent the risk that the fair value or future cash flows of a financial instrument will fluctuate because of changes in market interest rates.

The fund's direct exposure to interest rate movements as at 31 March 2014 and 31 March 2013 is set out in the following table. These disclosures present interest rate risk based on the underlying financial assets at fair value.

Asset Type	As at 31 March 2014 £000	As at 31 March 2013 £000
Bond securities	121,726	119,047
Cash and cash equivalent	5,951	5,719
Cash Balances	-	1,055
<b>Total</b>	<b>127,677</b>	<b>125,821</b>

#### Interest rate risk sensitivity analysis

The pension fund recognises that interest rates can vary and can affect both income to the fund and the value of the net assets available to pay benefits.

The analysis that follows assumes all other variables, in particular exchange rates, remain constant, and shows the effect in the year on the net assets available to pay benefits of a +/- 100 BPS (1%) change in interest rates

Asset Type	Value as	Change in year in
------------	----------	-------------------

	at 31 March 2014  £000	the net assets available to pay benefits	
		+100BPS £000	-100BPS £000
Bond Securities	121,726	1,217	(1,217)
Cash and cash equivalent	5,951	60	(60)
Cash Balance	-	-	-
<b>Total Change in asset value</b>	<b>127,677</b>	<b>1,277</b>	<b>(1,277)</b>

### (b) Credit Risk

Credit risk represents the risk that the counterparty to a transaction or a financial instrument will fail to discharge an obligation and cause the fund to incur a financial loss. The market values generally reflect an assessment of credit in their pricing and consequently the risk of loss is implicitly provided for in the carrying value of the fund's assets and liabilities.

In essence the fund's entire investment portfolio is exposed to some form of credit risk. However the selection of high quality counterparties, brokers and financial institutions minimises credit risk that may occur through the failure to settle a transaction in a timely manner.

Cash not needed to settle immediate financial obligations are invested by the authority in accordance with the Treasury Investment Strategy. The Treasury Investment Strategy sets out the criteria for investing and selecting investment counterparties and details the approach to managing risk.

### (c) Liquidity Risk

Liquidity risk represents the risk that the fund will not be able to meet its financial obligations as they fall due. The administering authority therefore takes steps to ensure that the pension fund has adequate cash resources to meet its commitments. The Pension Fund has immediate access to its cash holdings that are invested by the authority and periodic cash flow forecasts are prepared to manage the timing of the fund's cash flows. The appropriate strategic level of cash balances to be held forms part of the fund's cash management policy and in line with the fund's investment strategy holds assets that are considered readily realised.

The Fund is required to disclose material transactions with bodies or individuals that have the potential to control or influence the Council, or to be controlled or influenced by the Council.

The Havering Pension Fund is administered by Havering Council and consequently there is a strong relationship between the council and the pension fund. In 2013/14, £0.693m was paid to the Council for the cost of administering the Fund (£0.566m in 2012/13).

The Council is also the largest employer in the Fund and in 2013/14 contributed £33.500m (£19.700m in 2012/13) to the Pension Fund in respect of employer's contributions.

Several employees of Havering Council hold key positions in the financial management of the Fund. As at 31 March 2014 these included the Group Director of Communities and Resources, Head of Finance and Procurement, Corporate Finance Manager and the Pension Fund Accountant. All these managers are members of the Pension Fund. In 2013/14 the Pension Fund contributed £0.143m for the cost of the financial management of the Fund (£0.143k 2012/13).

Part of the pension fund internal cash holdings are invested on the money markets by the treasury management operations of Havering Council, through a service level agreement. As at 31 March 2014 cash holdings totalled £5.7m.

### Governance

Responsibility for management of the Pension Fund has been delegated to the Pensions Committee and the day to day operations of the fund have been delegated to the Group Director of Communities and Resources.

No members of the Pension Fund committee are in receipt of pension benefits from the Havering Pension Fund.

Each member of the Pension Fund Committee is required to declare their interests at each meeting.

During the year no Member or Council officer with direct responsibility for pension fund issues has undertaken any declarable material transactions with the Pension Fund.

The members of the Pensions Committee do not receive fees in relation to their specific responsibilities as members of the Pensions Committee.

## 16. Related Party Transactions

## 17. Contingent Liabilities and Contractual Commitments

Outstanding capital commitments (investments) as at 31 March 2014 totalled £186k (2012/13 £186k). This commitment relates to outstanding commitment due on an unquoted private equity fund.

## 18. Contingent Assets

Five admitted bodies in the Havering pension fund hold insurance bonds to guard against the possibility of being unable to meet their pension obligations. These bonds total £5.1m and are drawn down in favour of the pension fund and payment will only be triggered in the event of employer default.

Two new admitted bodies, which are subject to pending legal agreements, will hold bonds or guarantees totalling £1.5m

## 19. Impairment losses

There were no material impairment losses for bad and doubtful debts as at 31 March 2013/14.

## 20 Post Balance Sheet Events

Due to unforeseen circumstances the mandate with Barings was terminated on the 29 August 2014. The closing value of the mandate was £100,643m. This will be temporarily invested in the State Street Global Assets Sterling Liquidity Fund pending a search for a replacement Fund Manager.

## 21. Actuarial Present value of promised retirement benefits

In addition to the triennial funding valuation, the fund's actuary also undertakes a valuation of the pension fund liabilities, on an IAS 19 basis, every year using the same base data as the funding valuation rolled forward to the current financial year, taking account of changes in membership numbers and updating assumptions to the current year.

In order to assess the value of the benefits on this basis, the actuary has updated the actuarial assumptions (set out below) from those used for funding purposes (see Note 21). The actuary has also valued ill health and death benefits in line with IAS 19.

The actuarial present value of promised retirement benefits at 31 March 2014 was £898m (31 March 2013 £895m). The fund accounts do not take account of liabilities to pay pensions and other benefits in the future.

The liabilities above are calculated on an IAS 19 basis and therefore differ from the results of the 2010 triennial funding valuation (see Note 21) because IAS 19

stipulates a discount rate rather than a rate which reflects market rates.

Assumptions used for the IAS 19 valuation are as follows:

	31 March 2014	31 March 2013
	% p.a.	% p.a.
Inflation/Pensions Increase Rate	2.6	2.8
Salary Increase Rate	3.4	4.6*
Discount Rate	4.10	4.5

\* Salary increases are assumed to be 1% until 31 March 2015 reverting to long term assumption shown thereafter.

## 22. Actuarial Valuation

### London Borough of Havering ("the Fund") Actuarial Statement for 2013/14

This statement has been prepared in accordance with Regulation 34(1) (d) of the Local Government Pension Scheme (Administration) Regulations 2008, and Chapter 6 of the CIPFA/LASAAC Code of Practice on Local Authority Accounting in the UK 2013/14.

### Description of Funding Policy

The funding policy is set out in the London Borough of Havering Funding Strategy Statement (FSS), dated February 2014. In summary, the key funding principles are as follows:

- to ensure the long-term solvency of the Fund, using a prudent long term view. This will ensure that sufficient funds are available to meet all members'/dependents' benefits as they fall due for payment;
- to ensure that employer contribution rates are reasonably stable where appropriate;
- to minimise the long-term cash contributions which employers need to pay the Fund, by recognising the link between assets and liabilities and adopting an investment strategy which balances risk and return (NB this will also minimise costs to be borne by Council Tax payers);
- to reflect the different characteristics of employing bodies in determining contribution rates. This involves the Fund having a clear and transparent funding strategy to demonstrate how each employer can best meet its own liabilities over future years; and
- to use reasonable measures to reduce the risk to other employers and ultimately to the Council Tax payer from an employer defaulting on its pension obligations.

The FSS sets out how the Administering Authority seeks to balance the conflicting aims of securing the solvency of the Fund and keeping employer contributions stable.

For employers whose covenant was considered by the Administering Authority to be sufficiently strong, contributions have been stabilised below the theoretical rate required to return their portion of the Fund to full funding over 20 years if the valuation assumptions are borne out. Asset-liability modelling has been carried out which demonstrate that if these contribution rates are paid and future contribution changes are constrained as set out in the FSS, there is still a better than 60% chance that the Fund will return to full funding over 24 years

#### Funding Position as at the last formal funding valuation

The most recent actuarial valuation carried out under Regulation 36 of the Local Government Pension Scheme (Administration) Regulations 2008 was as at 31 March 2013. This valuation revealed that the Fund's assets, which at 31 March 2013 were valued at £461 million, were sufficient to meet 61% of the liabilities (i.e. the present value of promised retirement benefits) accrued up to that date. The resulting deficit at the 2013 valuation was £292 million.

Individual employers' contributions for the period 1 April 2014 to 31 March 2017 were set in accordance with the Fund's funding policy as set out in its FSS.

#### Principal Actuarial Assumptions and Method used to value the liabilities

Full details of the methods and assumptions used are described in the valuation report dated 30 March 2014.

##### Method

The liabilities were assessed using an accrued benefits method which takes into account pensionable membership up to the valuation date, and makes an allowance for expected future salary growth to retirement or expected earlier date of leaving pensionable membership.

##### Assumptions

A market-related approach was taken to valuing the liabilities, for consistency with the valuation of the Fund assets at their market value.

The key financial assumptions adopted for the 2013 valuation were as follows:

Assumptions	31 March 2013	
	Nominal	Real
Discount Rate for Period	4.8%	2.3%

Pay increases *	3.3%	0.8%
Price inflation/Pension increases	2.5%	-

The key demographic assumption was the allowance made for longevity. The life expectancy assumptions are based on the Fund's VitaCurves with improvements in line with CMI 2010 model, assuming the current rate of improvements has peaked and will converge to a long term rate of 1.25% p.a. Based on these assumptions, the average future life expectancies at age 65 are as follows:

	Males	Females
Current Pensioners	22.1 years	24.1 years
Future Pensioners *	24.2 years	26.7 years

\* Currently aged 45

Copies of the 2013 valuation report and Funding Strategy Statement are available on request from London borough of Havering, administering authority to the fund.

#### Experience over the period since April 2013

Experience has been better than expected since the last valuation (excluding the effect of any membership movements). Real bonds yields have risen and asset returns have been better than expected meaning that funding levels are likely to have improved since the 2013 valuation

The next valuation will be carried out as at 31 March 2016. The Funding Strategy Statement will also be reviewed at that time.

Employers' contribution rates for the Council, in line with the actuary's recommendation are as shown below:

	Future Service	Past Service	Total Pensionable Pay
	%	%	%
April 14 to March 15	15.6	6.4	22.0
April 15 to March 16	15.6	6.4	22.0
April 16 to March 17	15.6	6.4	22.0

The employer contributions for the other employers in the fund range from 16.7% to 28.7% of pensionable pay.

#### 23. Critical Judgements in applying accounting Policies

##### Pension Fund liability

The pension fund liability is calculated every three years by the appointed actuary, with annual updates provided to



the majority of admitted and scheduled bodies in the fund in the intervening years. The methodology used in the annual updates is in line with accepted guidelines and in accordance with IAS 19. Assumptions underpinning the valuations are agreed with the actuary and are summarised in Note 21. This estimate is subject to significant variances based on changes to the underlying assumptions.

#### **24. Assumptions made about the future and other major sources of estimation uncertainty**

The Statement of Accounts contains estimated figures that are based on assumptions made by the administrative body about the future or that are otherwise uncertain. Estimates are made taking into account historical experience, current trends and other relevant factors. However, because balances cannot be determined with certainty, actual results could be materially different from the assumptions and estimates.

The items in the net asset statement at 31 March 2014 for which there is significant risk of material adjustment in the forthcoming financial year are as follows:

<b>Item</b>	<b>Uncertainties</b>	<b>Effect if Actual Results differ from assumptions</b>
Actuarial present value of promised retirement benefits	Estimation of the net liability to pay pensions depends on a number of complex judgements relating to the discount rate used, the rate at which salaries are projected to increase, changes in retirement ages, mortality rates and expected returns on pension fund assets. A firm of consulting actuaries is engaged to provide the fund with expert advice about the assumptions to be applied	<p>The effects on the present value of promised retirement benefits of changes in actuarial assumptions can be significant. Changes in assumptions could have the approximate following impacts on the Fund's employer liability as follows:</p> <ul style="list-style-type: none"> <li>• 0.5% decrease in the Real Discount rate could result in an increase of 9%.</li> <li>• 1 year increase in member life expectancy could result in an increase of 3%.</li> <li>• 0.5% increase in salary increase rate could result in an increase of 2%</li> <li>• 0.5% increase in the pension Increase Rate could result in an increase of 6%</li> </ul>

## Statement of Responsibilities

### The Council's responsibilities

The Council is required to:

- Make arrangements for the proper administration of its financial affairs and to ensure that one of its officers has the responsibility for the administration of those affairs. In this Council, that officer is the Group Director of Communities and Resources.
- Manage its affairs to secure economic efficient and effective use of resources and safeguard its assets.
- Approve the Pension Fund Statement of Accounts.

Councillor John Crowder  
Chairman, Pensions Committee  
Date: .....

### The Group Director of Communities and Resources responsibilities

The Group Director of Communities and Resources is responsible for the preparation of the Council's Statement of Accounts in accordance with proper accounting practices as set out in the CIPFA/LASAAC Code of Practice on Local Authority Accounting in the United Kingdom ("the code of practice").

In preparing this Pension Fund Statement of Accounts, the Group Director of Communities and Resources has:

- Selected suitable accounting policies and then applied them consistently.
- Made judgements and estimates that were reasonable and prudent.
- Complied with the code of practice.

The Group Director of Communities and Resources has also:

- Kept proper accounting records which were up to date.
- Taken reasonable steps for the prevention and detection of fraud and other irregularities.

I certify that the Pension Fund Statement of Accounts presents the true and fair financial position and transactions of the Authority at 31 March 2014 and its income and expenditure for the year ended 31 March 2014.

Andrew Blake-Herbert  
Group Director of Communities and Resources  
Date: .....

# ***Independent auditors' statement to the Members of the London Borough of Havering (the "Authority") on the Pension Fund financial statements***

## **Statement on the financial statements**

---

### **Our opinion**

In our opinion the financial statements, defined below:

- are consistent with the pension fund accounts included within the Statement of Accounts of the London Borough of Havering for the year ended 31 March 2014; and
- have been properly prepared in accordance with the requirements of the CIPFA/LASAAC Code of Practice on Local Authority Accounting in the United Kingdom 2013/14.

This opinion is to be read in the context of what we say in the remainder of this report.

---

### **What we have examined**

The pension fund financial statements, which are prepared by the London Borough of Havering, comprise:

- the Net Assets Statement as at 31 March 2014;
- the Fund Account for the year then ended; and
- the notes to the financial statements, which include a summary of significant accounting policies and other explanatory information.

The financial reporting framework that has been applied in their preparation is the CIPFA/LASAAC Code of Practice on Local Authority Accounting in the United Kingdom 2013/14.

---

## **Responsibilities for the financial statements and our examination**

---

### **Our responsibilities and those of the Group Director of Communities and Resources**

As explained more fully in the Statement of Responsibilities set out on page 7 of the audited Statement of Accounts the Group Director of Communities and Resources is responsible for the preparation of the financial statements in accordance with applicable law and the CIPFA/LASAAC Code of Practice on Local Authority Accounting in the United Kingdom 2013/14.

Our responsibility is to express an opinion on the consistency of the financial statements within the pension fund annual report with the pension fund accounts in the Statement of Accounts of the London Borough of Havering. Our report on the pension fund accounts describes the basis of our opinion on those pension fund accounts.

We also read the other information contained in the pension fund annual report and consider the implications for our report if we become aware of any apparent misstatements or material inconsistencies with the financial statements. The other information consists only of the Trustee Report, the Management and Financial Performance Report, the Investment Policy and Performance Report, the Scheme Administration Report, the Actuarial Report, the Governance Compliance Statement, the Fund Account and Net Assets Statement, the Benchmarking Report, the Funding Strategy Statement, the Statement of Investment Principles and the Communication Policy Statement.

This report, including the opinions, has been prepared for and only for the Authority's members as a body in accordance with Part II of the Audit Commission Act 1998 and for no other purpose, as set out in paragraph 48 of the Statement of Responsibilities of Auditors and of Audited Bodies – Local Government, published by the Audit Commission in March 2010. We do not, in giving these opinions, accept or assume responsibility for any other purpose or to any other person to whom this report is shown or into whose hands it may come save where expressly agreed by our prior consent in writing.

---

## Other matter

---

We have not considered the effects of any events between the date on which we signed our report on the Statement of Accounts, 30 September 2014, and the date of this statement.

Julian Rickett (Senior Statutory Auditor)  
for and on behalf of PricewaterhouseCoopers LLP  
Chartered Accountants and Statutory Auditors  
Norwich

The maintenance and integrity of the London Borough of Havering website is the responsibility of the directors; the work carried out by the auditors does not involve consideration of these matters and, accordingly, the auditors accept no responsibility for any changes that may have occurred to the Statement of Accounts since they were initially presented on the website.

Legislation in the United Kingdom governing the preparation and dissemination of the Statement of Accounts may differ from legislation in other jurisdictions.

# Benchmarking Report

Under regulation 34(1) (g) and in accordance with 65 (2) (b) of the 2008 Administration Regulations, an administrative authority has the option to include an annual report dealing with the funds position with regard to benchmarking administration performance. In line with regulations and after consideration, the Administrative Authority has not adopted a Pension Administration Strategy. This option continues to be reviewed.

Although the Administrative Authority has not adopted an Administration strategy it has documents that cover the information on the pension scheme, forms and contribution schedules. Arrangements are made to meet all new scheme employers where their responsibilities are set out, service standards are outlined and electronic copies of all information, forms and schedules are provided. Employing Authorities must ensure proper records of staff are kept so that the right contributions are paid and staff receive the benefit to which they are entitled when they leave employment.

The Administration team do complete the annual CIPFA benchmarking, the results of which can be found in the Scheme Administration Report.

The Administrative Authority does report the benchmarks to its investment and these can be found in the Investment Policy and Performance report.

# Funding Strategy Statement

The Administering Authority produces a Funding Strategy Statement (FSS) which incorporates the aims and purposes of the fund and establishes a strategy which identifies the pension fund liabilities and how these are will be met over the long term. It also encompasses the overall investment strategy. The FSS was reviewed as part of the 2010 valuation process, updated in March 2011 and was reviewed as part of the 2013 valuation process.

The review of the FSS has been prepared and produced in line with the revised and updated guidance issued by the Chartered Institute of Public Finance & Accounting (CIPFA) in 2012. This document has been not attached to this report as it applies from 1 April 2014. However, the revised FSS published March 2014 is available on the Council's website at [www.havering.gov.uk](http://www.havering.gov.uk). (Within 'Services' 'Council and Democracy', 'Council budgets & spending' 'Pension Fund')

The Council undertakes regular reviews of the above statement and will consider any comments you may have for future reviews. Please forward comments to the contact point designated at the back of the report.

Funding Strategy Statement – The fund publishes a Funding Strategy Statement (FSS) in accordance with Regulation 76A of the LGPS Regulations 1997. This is produced in conjunction with the Fund's actuary. A copy of the FSS as it stood at the beginning of the reporting period can also be found in the appendices attached to this report.

# Statement of Investment Principles

The Local Government Pension Scheme regulations require the administering authority to prepare and publish a Statement of Investment Principles (SIP). This Statement sets out the Council's policy on a range of matters relating to the investments and management of the Pension Fund and is regularly reviewed and updated.

The statement of Investment principles must cover the Fund's policy as follows:

- The types of investments held
- The balance between different types of investments
- Risk
- The expected return on investments
- The extent to which social, ethical or environmental considerations effect investments.

A report commissioned by the Government, 'The Myners Report', recommended ten principles of best practice in managing Pension Fund investments. The Council's SIP outlines the Pension Fund's compliance with these principles.

Statutory Instrument 2002 No.1852 requires that London Borough of Havering, administering authority of the Havering Pension Fund, publish details of the extent to which the fund complies with the ten principles identified as indicators of best practice in the Myners' Review of Institutional Investment.

In 2007 HM Treasury sponsored the NAPF to conduct a review of progress made throughout the pensions industry since the introduction of the Myners principles in 2001. The resultant report 'Institutional Investment in the UK: Six years on' was followed by a wide consultation exercise culminating in the original ten principles being replaced by six new principles.

The new principles were launched in October 2008 and HM Treasury and the Department for Work and Pensions jointly commissioned by the Pensions Regulator to oversee an Investment Governance Group were given the task of implementing the new principles across all UK pension funds.

There is an Investment Governance sub-group especially for the LGPS (including representatives of CLG and CIPFA) who have amended the principles to fit the LGPS. CIPFA published a guide to the application of the Myners Principles 'investment decision making and disclosure' in December 09. Information on how Havering has complied with these six principles is included as an appendix in the Statement of Investment Principles.

The SIP together with the Myners' compliance table can be found in the appendices at the back of the report.

This SIP and the Myners' compliance table have also been published on the Council's website at [www.havering.gov.uk](http://www.havering.gov.uk). (Within 'Service' 'Council and Democracy', 'Council budgets & spending', 'Pension Fund').

The Council undertakes regular reviews of the above statement and will consider any comments you may have for future reviews. Please forward comments to the contact point designated at the back of the report.

# Communication Policy Statement

Regulation 67 of the Local Government Pension Scheme Administration Regulations 2008 requires the Administration Authority to prepare and publish a written statement covering communications with scheme members and employing authorities.

The statement must set out the policy concerning:





- communications with members, representatives, prospective members and employing authorities
- format, frequency and method of distributing such information or publicly.

This statement is reviewed periodically. A revised Communications Policy Statement was approved at the Pension Committee 26<sup>th</sup> March 2013 for the period 2013 – 2015. A review of the Communication Strategy achievements for 2013/2014 is shown below.












This statement can be found in the appendices at the back of this report.





This Statement has also been published on the Council's website at [www.haverling.gov.uk](http://www.haverling.gov.uk). (Within 'Services', 'Council and Democracy', 'council budgets & spending' 'Pension Fund').

## Communication Policy Delivery

Communication Responsibilities	Paper	Electronic	Web	Face	Achieved
<b>Action 1 – Get ready for new challenges for active members</b>					
Review employee communications methods to ensure that they are efficient as well as effective					Reviewed pension website to make it easier to find information, added the online modellers and relevant videos about the new pension scheme
Promote use of the LBH pension website <a href="http://www.yourpension.org.uk/handr">www.yourpension.org.uk/handr</a> and the Council's Pension Fund pages, <a href="http://www.haverling.gov.uk/pages/services/pension-fund.aspx">www.haverling.gov.uk/pages/services/pension-fund.aspx</a>					Promoted websites at all meetings and in all communications – (letters and phone calls).  All updated option forms are only available via the website unless no access to a computer
Explore development of member online access to the pension administration system in line with ISS self service					Contracted for, as part of new pension system, on-going for 2014/15 implementation. Updated joiners option forms to capture the email addresses ready for setting members up for Member Self Service (MSS).
Explore the development of member online benefit statements in line with ISS self service					In the process of being developed
Support the Pension Team staff in developing communicating skills through training, support and on the job training to					A rota of team members have supported senior staff at all communication meetings – new scheme presentations and road shows, pre-retirement courses and



Communication Responsibilities	Paper	Electronic	Web	Face	Achieved
increase their overall skills and knowledge					new employer introduction meetings. Also started to allocate employers to Senior Transactional Agents to manage support and communications.
<b>Action 2 - Get ready for new challenges' for employers</b>					
Maximise the use of the newly developed Pensions Team employer communication database					Used for all electronic communications, in particular new scheme information and automatic enrolment information
Distribute material for employers to issue to employees					All new scheme information has been distributed (using the electronic database) – New Scheme Overview, Annual Allowance briefings, new scheme forms, Payroll and HR Scheme Guides, Contribution band letters etc.
Work with employers to ensure they communicate effectively and efficiently with their employees					Apart from the electronic communications via the database, face-to-face meetings have been held with Family Mosaic, Breyers, Oasis Pinewood, and Havering Sixth Form College. New pension scheme employer briefings were issued. There have been 25 scheme employer briefing sessions, including two employers who are not within the Havering scheme (chargeable work). Also notified all employers via the database of the Local Government Association (LGA) training events
Continually review and improve the material and service available to employers via the LBH pension website( <a href="http://www.yourpension.org.uk/handr">www.yourpension.org.uk/handr</a> ), and the Council website, <a href="http://www.havering.gov.uk/pages/servoces/pension-fund.aspx">www.havering.gov.uk/pages/servoces/pension-fund.aspx</a>					<p>A new employer tab has been created on the pension website and is populated with new factsheets and factsheets yet to be developed.</p> <p>A new TUPE manual has been commissioned to support scheme employers to understand their responsibilities and implications when outsourcing, this will be available via the website when completed.</p> <p>Discretions guidance has been issued electronically and is available on the website.</p>
Collate Employer Discretion Documents					Commenced by setting up employer page for discretions and commissioned the Scheme Actuaries to support discretion development. New pension discretion guidance is due to be issued during Autumn 2014.
Explore online access for scheduled and admitted					Worked with the London Borough of Havering on the development of

<b>Communication Responsibilities</b>	<b>Paper</b>	<b>Electronic</b>	<b>Web</b>	<b>Face</b>	<b>Achieved</b>
bodies to automate interfaces and updates, reducing administrative overheads					the One Oracle interfaces, not started with the other scheduled and Admitted bodies
Regular meetings with Scheme Employers					As above
Allocated Specialist Senior Transactional (STA) Agent to each employer as employer liaison officers					In progress, all new employers and Havering Sixth Form College have an STA, rolling out the remainder of the employers to the STAs
<b>Action 3 - Get ready for new challenges' for pensioners</b>					
Explore development of member online access to the pension administration system in line with ISS self-service					See above re member self-service (MSS), in development.t

In addition to the work taking place to deliver the agreed Communication Policy actions, significant communication took place with all employees, across all employers, if impacted by the implementation of Automatic Enrolment. The Council, as an employer, many of the Academies as scheduled employers, and the Colleges have all implemented Automatic Enrolment. Automatic Enrolment brought all eligible non-members into the pension scheme and they had to make the decision to opt out if they did not wish to remain in the scheme. A major communication strategy was put in place to reach all non scheme members impacted by Automatic Enrolment, through face to face briefings, drop in seminars, individual written communications, global news items and employer level briefings.

The pension website is promoted on the staff intranet at the Council and in posters placed on staff notice boards in all Council buildings to ensure information on the pension scheme is accessible and available to everyone, not just scheme members.

The Council jobs page includes, within the General Conditions of Employment, relevant for all potential and actual applicants, information on the Local Government Pension Scheme,

# Contact Points for Further Information

If you have any queries on the benefits or costs of membership of the Pension Fund please contact:

Pensions Administration  
Central Library, 2<sup>nd</sup> Floor  
Park End Road  
Romford  
RM1  
Telephone: 01708 432978/ 2981/ 2192

Email: [pensions@haverling.gov.uk](mailto:pensions@haverling.gov.uk)

For further information on issues relating to Fund Investments and Accounts, or feedback on any of the contents in this report please contact:

Debbie Ford  
Pension Fund Accountant  
Central Library, 1<sup>st</sup> Floor  
Park End Road  
Romford  
RM1 3AR

Telephone: 01708 432569

Email: [debbie.ford@haverling.gov.uk](mailto:debbie.ford@haverling.gov.uk)

## **Other useful addresses:**

Local Government Pension Scheme website: [www.lgps.org.uk](http://www.lgps.org.uk)

Local Government Pension Scheme information and Havering Pension Fund communication with members:  
[www.yourpension.org.uk](http://www.yourpension.org.uk) (site managed by the London Pension Fund Authority)

The Pension Service website: [www.thepensionservice.gov.uk](http://www.thepensionservice.gov.uk)

# **APPENDICES**



## **PENSION FUND**

# **GOVERNANCE COMPLIANCE STATEMENT**

**UPDATED NOVEMBER 2013**

1. The Council is the Administering Authority of the Havering Pension Fund (the Fund). The council has delegated to the Pensions Committee various powers and duties in respect of its administration of the Fund.

## 2. Constitutional Arrangements

Under the Council's Constitution the duties and terms of reference of the Pension Committee are as follows:

"To consider and agree the investment strategy and statement of investment principles for the pension fund and subsequently monitor and review performance".

"Authorise staff to invite tenders and award contracts for actuaries, advisers and fund managers and in respect of other related investment matters".

"To appoint and review the performance of advisers and investment managers for pension fund investments".

"To take decisions on those matters not to be the responsibility of the Cabinet under the Local Authorities (Functions and Responsibilities) (England) Regulations 2000 relating to those matters concerning the Local Government Pension Scheme"

### Current Membership of the Pension Committee

The Pension Committee currently consists of seven councillors as listed below:

<b>Conservative Group (4)</b>	<b>Residents' Group (1)</b>	<b>Labour (1)</b>	<b>UKIP (1)</b>
Rebecca Bennett (Chair) Melvin Wallace (Vice Chair) Steven Kelly Roger Ramsey	Ron Ower	Pat Murray	Frederick Osborne

Three Members constitute a quorum.

The staff trade union may appoint two representatives, entitled to attend and speak at meetings of the Pension Committee. They possess no voting powers. These representatives are however entitled to remain within the Committee, should the public be excluded on the grounds that exempt information is to be considered.

Scheduled and Admitted bodies may appoint one representative, entitled to attend the meetings of the Pensions Committee on their behalf. Voting rights were assigned to this representative at a Council meeting on the 28 March 2012.

The Committee obtains and considers advice from the authority's officers, and as necessary from the fund's appointed professional advisor, actuary and performance measurers who also attend the meetings as and when required.

Longevity in membership of the Committee is encouraged in order to ensure that expertise is maintained within. The Council recommend that the membership of the Pension Committee remain static for the life of the Council in order that members are fully trained in matters relating to investment, unless exceptional circumstances require a change. Furthermore substitute members are expected to have also been trained. The constitution was amended on the 28 March 2012 to include a condition that if a member does not undertake the required training within six months of appointment then that member shall not partake in the decision making of the Committee until their training has been completed.

Day to day management of the fund is delegated to the Group Director of Communities and Resources.

The Committee is supported by the Group Director of Communities and Resources and the Assistant Chief Executive Legal and Democratic Services. The Head of Internal Shared Services has the responsibility to administer the Council's Pension Fund.

### **3. Training/Reimbursement**

An annual training plan is submitted to the Pensions Committee for approval. Committee Members receive in depth training on a wide range of topics. Specific training is given on specific investment topics prior to any key decisions being taken. This approach ensures that important decisions are taken whilst training is still fresh in Members minds.

Members expenses are reimbursed in line with the Council's constitution as laid down in part 6 'Members Allowance Scheme'.

### **4. Whistle Blowing**

The Pension Committee comply with the Whistle Blowing requirements of the Pension Act 2004. It urges anyone to inform the correct authorities of any known wrong doings.

### **5. Diary**

The Committee meets five times a year and occasionally holds extra meetings if required.

### **6. Further Trustee Responsibilities on Governance and Stewardship**

Trustees are encouraged to look beyond administration procedures to really understand the key risks associated with all the functions and activities of the scheme. They are expected to consider risk management and stewardship in broad terms. Key risks include:

- Risk of fraud

- Corporate risk – risk of deterioration in the strength of employer covenant
- Funding and Investment risk – inappropriate investment strategies (one example of this could be risk of a mismatch of assets and liabilities)
- Compliance of Regulatory risk – risk of failure to comply with scheme rules and legislation

The further practical steps undertaken to cover these risks are as follows:

- The Statement of Investment Principles includes procedures to undertake a risk management review, and ensures terms of reference of delegations cover all key responsibilities.
- There are codes of conduct in place which ensure there is a process in place that considers potential conflicts of interest, with clearly identified steps to mitigate the likelihood or protocols if conflict occurs.
- The Pension Committee periodically sets out a business plan for the year.

## **7. Accountability and publication of information**

Details of the Pension Committee meetings are published on the Council's website together with agendas and minutes. The meetings of the Pension Committee are held at the Town Hall and are open to the public.

Scheduled and Admitted bodies are directed to the Agenda and minutes published on the Council's web-site and are notified in writing of any major issues.

An Annual Pension Fund Report and Accounts is published on the Council's web-site, reporting on the activities and investment performance of the fund. The report also includes the meetings held and details of matters considered.

## **8. Reviewing and Updating**

As well as undertaking an annual review the Council will review the policy as and when material changes occur.

## **9. Compliance table**

A table is appended to this document and shows the extent of compliance with guidance given by the Secretary of State.



	PRINCIPLE	HAVERING POSITION
A.	<b><u>Structure</u></b>  a. The management of the administration of benefits and strategic management of fund assets clearly rests with the main committee established by the appointing council.	<b>Full compliance.</b> Duties and terms of reference are laid out in the Councils constitution (Part 3) and states that management of the pension fund assets lies with the Pensions Committee. Day to day management of the Pension Fund is delegated to the Group Director of Communities and Resources.  Sections 2 and 3 of the Governance Compliance Statement refer.
	b. That representatives of participating LGPS employers, admitted bodies and scheme members (including pensioner and deferred members) are members of either the main or secondary committee established to underpin the work of the committee.	<b>Full compliance.</b> Admitted/Scheduled bodies may appoint one representative to attend the committee meetings. The staff Trade Unions may appoint two representatives to attend and speak at meetings.  There is no secondary committee.  Section 3 of the Governance Compliance Statement refers.
	c. That where a secondary committee or panel has been established, the structure ensures effective communication across both levels.	No secondary committee or panel has been established.
	d. That where a secondary committee or panel has been established, at least one seat on the main committee is allocated for a member from the secondary committee or panel.	No secondary committee or panel has been established.

	PRINCIPLE	HAVERING POSITION
B	<p><b><u>Representation</u></b></p> <p>a. That all key stakeholders are afforded the opportunity to be represented within the main or secondary committee structure. These include:</p> <ul style="list-style-type: none"> <li>i) employing authorities (including non-scheme employers, e.g. admitted bodies);</li> <li>ii) scheme members (including deferred and pensioner scheme members),</li> <li>iii) where appropriate, independent professional observers, and</li> <li>iv) expert advisors (on an ad-hoc basis)</li> </ul>	<p>i) <b>Full compliance</b> - A position has been established for Admitted/Scheduled bodies' representative to be a member of the Pensions Committee. This position became vacant in July 2013 and a replacement is currently being sought. Supplementary to the above stakeholders are consulted for their views with regard to various policies and are directed to papers and reports held on the Council's website.</p> <p>ii) <b>Full compliance</b> – via trade union representation</p> <p>iii) <b>Non-compliance</b> – The Pension Committee have considered this and decided that it is not appropriate to appoint an independent observer on the basis that the current monitoring arrangements are sufficient for the size of the fund.</p> <p>iv) <b>Full compliance</b> – The Fund has appointed an Investment Advisor, an Actuary and Performance Measurers, who attend meetings as and when required.</p> <p>Section 3 of the Governance Compliance Statement refers.</p>

	PRINCIPLE	HAVERING POSITION
C	<p><b><u>Selection and role of lay members</u></b></p> <p>a. That committee or panel members are made fully aware of the status, role and function they are required to perform on either a main or secondary committee.</p>	<p><b>Full compliance.</b> Duties and terms of reference are laid out in the Councils constitution and states that management of the pension fund lies with the Pensions Committee.</p> <p>Sections 2 and 3 of the Governance Compliance Statement refer.</p>
	<p>b. That at the start of any meeting, committee members are invited to declare any financial or pecuniary interest related to specific matters on the agenda.</p>	<p><b>Full compliance.</b> Declarations of interest are always an agenda item at the Pension Committee meetings.</p> <p>Section 7 of the Governance Compliance Statement refers.</p>
D	<p><b><u>Voting</u></b></p> <p>a. The policy of individual administering authorities on voting rights is clear and transparent, including the justification for not extending voting rights to each body or group represented on main LGPS committees.</p>	<p><b>Full compliance.</b> The Governance Compliance Statement is clear about voting rights</p> <p>Section 3 of the Governance Compliance Statement refers.</p>
E	<p><b><u>Training/Facility time/Expenses</u></b></p> <p>a. That in relation to the way in which statutory and related decisions are taken by the administering authority, there is a clear policy on training, facility time and reimbursement of expenses in respect of members involved in the decision-making process.</p>	<p><b>Full compliance.</b> Member's expenses and allowances are laid out in the Council's Constitution (Part 6). The business plan includes the policy on training.</p>

PRINCIPLE	HAVERING POSITION
b. That where such a policy exists, it applies equally to all members of committees, sub-committees, advisory panels or any other form of secondary forum.	<b>Full compliance.</b> As above.
c. That the administrating authority considers the adoption of annual training plans for committee members and maintains a log of all such training undertaken	<b>Full compliance.</b>  As above. Training is laid out in the Annual Business Plan/Work of the Committee. The Business Plan is agreed by the Pensions Committee and all committee members and nominated substitutes are offered training. A training log is maintained and records attendance and training undertaken.  Section 4 of the Governance Compliance Statement refers.

	PRINCIPLE	HAVERING POSITION
F	<b><u>Meetings (frequency/quorum)</u></b> a. That an administering authority's main committee or committees meet at least quarterly	<b>Full compliance.</b> The Pension Committee meets five times a year and occasionally holds extra meetings if and when required. Sections 2, 3 and 6 of the Governance Compliance Statement refer.
	b. That an administering authority's secondary committee or panel meet at least twice a year and is synchronised with the dates when the committee sits.	No secondary committee or panel has been established.
	c. That an administration authority who does not include lay members in their formal governance arrangements, provide a forum outside of those arrangements by which interests of key stakeholders can be represented.	<b>Full compliance.</b> Membership on the Pensions Committee includes a representative to serve all Admitted/Scheduled bodies.  The current forums for which stakeholders interests can be represented are: <ul style="list-style-type: none"> <li>• Through invitation to committee meeting</li> <li>• Written correspondence – employers are invited for comments via letters and email as part of any consultation process, including proposed policy changes. Havering is one of the partnerships working with the London Pensions Fund Authority, who have produced a website for scheme members to use. Factsheets and scheme communications are also published on this website along with contact details at Havering for members to contact with their views.</li> </ul>

	PRINCIPLE	HAVERING POSITION
G	<p><b><u>Access</u></b></p> <p>a. That subject to any rules in the council's constitution, all members of main and secondary committees or panels have equal access to committee papers, documents and advice that falls to be considered at meetings of the main committee.</p>	<p><b>Full compliance.</b> Committee papers are sent to members at least seven days prior to the meeting and non-confidential papers are published on the Council's website.</p> <p>Section 8 of the Governance Compliance Statement refers.</p>
H	<p><b><u>Scope</u></b></p> <p>a. That administering authorities have taken steps to bring wider scheme issues within the scope of their governance arrangements</p>	<p><b>Full compliance.</b> The Committee already considers a wider range of pension issues.</p> <p>Section 7 of the Governance Compliance Statement refers.</p>
I	<p><b><u>Publicity</u></b></p> <p>a. That administering authorities have published details of their governance arrangements in such a way that stakeholders with an interest in the way in which the scheme is governed, can express an interest in wanting to be part of those arrangements.</p>	<p><b>Full compliance.</b> Governance arrangements are published on the Council's website and comments are invited from stakeholders.</p> <p>Section 8 of the Governance Compliance Statement refers.</p>



**Havering**  
L O N D O N   B O R O U G H

**HAVERING PENSION FUND  
COMMUNICATION STRATEGY**

**2013 -2015**

## COMMUNICATION STRATEGY 2013 - 2015

### INTRODUCTION

The Local Government Pension Scheme (LGPS) continues for now as a final salary pension scheme. The LGPS will move to a Career Average Revalued Earnings (CARE) basis from April 2014 and the London Borough of Havering Pension Fund (LBH) needs to prepare for the communications challenges that a change of this magnitude will bring.

The focus of this Communications Strategy is to ensure that our membership know and understand their benefits (past and future) and that our communications remain effective and accessible to all. To achieve this in the face of the challenge to come will require reviewing and increasing the effectiveness with which we communicate with the Fund membership and stakeholders.

An effective communications strategy is vital for any organisation which strives to provide a high quality and consistent service to its customers.

The scheme stakeholders include:

- COMMITTEE MEMBERS
- EMPLOYERS including
  - LONDON BOROUGH OF HAVERING
  - SCHEDULED BODIES
  - ADMITED BODIES
- SCHEME MEMBERS
  - ACTIVE MEMBERS (CONTRIBUTORS)
  - RETIRED MEMBERS AND DEPENDENTS
  - DEFERRED MEMBERS
  - PENSION CREDIT MEMBERS

- PROSPECTIVE SCHEME MEMBERS
- OFFICERS WORKING IN THE ISS PENSION TEAM AND FUND MANAGEMENT
- INVESTMENT FUND MANAGERS
- OTHER BODIES
  - TRADE UNIONS
  - ACTUARIES
  - LEGAL ADVISER
  - AVC PROVIDERS
  - PENSION ADMINISTRATION SOFTWARE PROVIDER
  - INVESTMENT ADVISOR

Set out in this document are the key communication priorities, the mechanisms and format which will be used to meet those communication needs.

The Fund aims to use the most appropriate communications medium for the audiences receiving the information. This may involve using more than one method of communication, with methods of communication being kept under review.

The frequency of communications and publicity is detailed in the relevant sections below where already determined, otherwise information will be provided in the most effective, economic and timely manner.



## COMMUNICATION PRIORITIES

There are four areas of significant change and challenge that will drive the communication strategy during the period 2013 – 2015:

- i) Automatic Enrolment;
- ii) the introduction of the new CARE pension scheme from April 2014;
- iii) the Triennial Revaluation; and
- iii) procuring a new pension software system in readiness for the 2014 pension changes.

Therefore, the overall focus for the Strategy will be **‘Get ready for new challenges’**.

The key actions required to deliver the focus of the strategy are detailed below, these will be the basis of the Communication Strategy monitoring.

The Key actions will be -

### **Action 1 – ‘Get ready for new challenges’ for active members:**

- review employee communications methods to ensure that they are efficient as well as effective
- promote use of the LBH pension website,
- [www.yourpension.org.uk/handr](http://www.yourpension.org.uk/handr) and the Council’s Pension Fund pages, [www.haverling.gov.uk/pages/services/pension-fund.aspx](http://www.haverling.gov.uk/pages/services/pension-fund.aspx)
- explore development of member online access to the pension administration system in line with ISS self-service,
- explore the development of member online benefit statements in line with ISS self-service,
- support the Pension Team staff in developing communicating skills through training, support and on the job training to increase their overall skills and knowledge,

- support the Pension Team staff in developing communication skills through training, support and on the job training to increase their overall skills and knowledge.

### **Action 2 – ‘Get ready for new challenges’ for employers:**

- maximise the use of the newly developed Pensions Team employer communication database,
- distribute material for employers to issue to employees,
- work with employers to ensure they communicate effectively and efficiently with their employees,
- continually review and improve the material and service available to employers via the LBH pension website, [www.yourpension.org.uk/handr](http://www.yourpension.org.uk/handr), and the Council website, [www.haverling.gov.uk/pages/service/s/pension-fund.aspx](http://www.haverling.gov.uk/pages/service/s/pension-fund.aspx)
- collate Employer Discretion Documents,
- explore online access for scheduled and admitted bodies to automate interfaces and updates, reducing administrative overheads,
- regular meetings with Scheme Employers,
- allocated Specialist Senior Transactional Agent to each employer as employer liaison officers.

### **Action 3 – ‘Get ready for new challenges’ for pensioners:**

- explore development of member online access to the pension administration system in line with ISS self-service.

## **COMMUNICATION RESPONSIBILITIES AND METHODS**

The provision of timely and relevant information to stakeholders will be key to managing the expected increase in demand for information and it is important that we start to manage these expectations in resource (i.e. staff time) terms as things begin to change.

The most efficient form of communication channel is on-line self-service and the least efficient channel is face-to-face, although the customer profile dictates the most effective communication channel.

A review of the effectiveness and efficiency of all communication channels will take place, with an aim of developing the more efficient channels. The channels on order of efficiency are:

- on-line self-service,
- websites,
- anticipating and targeting appropriate information to members via e-communication routes,
- anticipating and targeting appropriate information to members via hardcopy distribution,
- responding within set targets to incoming email (generic inbox),
- responding within set targets to incoming phone calls (generic phone number),
- roadshows for groups of Fund members,
- meeting Fund members individually face-to-face,

- regular meetings with External Employers (joint meetings and individual surgeries),
- employer newsletters and electronic updates,

The Pensions Team will analyse the costs and benefits of all our future communications activities with a view to using the most efficient and effective methods, subject to appropriate systems to facilitate efficient communication methods with more members of the scheme than is the case at present. In this way, we plan to be ready for the new challenges when more detail of the new scheme is released by the Government and the demand for information will be at a peak.

## **PENSION COMMITTEE MEMBERS**

The Fund management and administration decisions have been delegated under the Council's constitution to the Pensions Committee.

Knowledge building and training is provided via the Fund's Officers, advisors and external experts with regards to investment and administration matters.

Admitted and Scheduled Bodies who have members in the Fund are represented at the Pensions Committee meetings by one of the employers of the fund who acts on behalf of all other employers. This position has been assigned voting rights from March 2012. The Trade Unions are also invited, who attend meetings on an observer basis, but whose views are given equal weighting. The Trade Union representatives are also Scheme members.

The work of the Trade Union members is supported by Trade Union representatives.

## **SCHEME EMPLOYERS**

### **Recent Changes**

Following the Education Act 2011 there has been a significant growth in scheme employers due to the rising number of Secondary schools converting to Academies in the borough, and this trend is still continuing with Primary school Academies now being formed. The responsibilities for the Academies as separate employers are new and experience so far has demonstrated that support beyond the normal is required to help them meet their statutory functions. The second impact of the new Academies, specifically for the Pension Team, is that the employer base has increased which increases the overall management and monitoring of scheme employers.

### **Regular Updates**

These are issued periodically to all employers electronically. This medium is also used to communicate any issues that are currently under debate. Changes to the Regulations which impact upon the employer's function or their employees are also covered.

### **Employers' Guide**

An Employers Guide is issued to assist the employers in discharging their pension's administration responsibilities. Officers are also available for advice.

This is supplemented by contacting a Specialist Senior Transactional Agent to non-Havering employers, available by telephone or personal visit to assist whenever necessary.

### **Internet**

A microsite for employers is to be established from the Fund website. All manuals and Scheme literature will be available on this site.

### **Site Meetings**

Meetings with non-Havering Employers take place at their premises, as required. Specifically this has been used as a mechanism for communicating major strategic issues, significant legislation changes and triennial valuation matters.

## **SCHEME MEMBERS**

### **Internet**

Continue to review the content, facilities and links of the Fund website, which contains Scheme details, fact sheets, forms, other literature and links to useful associated websites; and the Council website, which contains a number of strategies and financial information for our members to view.

### **Pension Fund Annual Report and Accounts**

The Pension Fund communicates with its members via publication of an Annual Report which is available on the Council's website.

A copy of the Fund's accounts is available on the Council's website, included in the Pension Fund's Annual Report and available on the Fund website.

### **Newsletters**

Newsletters are issued to members of the Fund, as changes to the scheme occur, and covers current pension topics within the LGPS, specific issues for Havering and the pensions industry in general. These are also archived on the Fund website.

### **Benefits Statements**

An Annual Benefit Statement is sent direct to the home address of all members who are contributing to the Fund at the previous financial year end. Benefit Statements are also sent direct to the home address of deferred members where a current address is known.

### **Scheme Literature**

An extensive range of Scheme literature is produced by the Administering Authority and is supplied to employing bodies and Scheme members directly as well as being available on the funds website.

### **Pay Advices**

The Fund no longer issues a pay advice to Scheme pensioners if their net pay varies by more than £1.00. An initial payslip, detailing the first pension payment, will be sent to the home address. Further payslips will only be issued each April, May and October.

Additionally, a statement of earnings detailing gross pay, statutory deductions and net pay will be sent to all pensioners in April for the previous tax year. Pension Increase letters are sent out annually and a P60 will be issued annually in May as per HMRC deadlines.

The authority is implementing Real time Information (RTI), which will impact upon year end returns.

### **Correspondence**

The fund utilises the Shared Services contact number and email through Supportworks, together with surface mail and e-mail to receive and send correspondence in accordance with Audit advice and guidance.

### **Our Aspirations**

To offer “self service” to update the scheme member individual records on the pension administration system. This

will allow them to access their pension record using a password security system and to transact a significant proportion of their pensions business without having to enter into formal correspondence. Self-service is dependent upon upgrading the pension administration system.

### **Pension Roadshow**

The Fund stages Pensions Roadshows as and when required to communicate with scheme members on changes to the scheme or promote the scheme or specific aspects of it.

Additionally, Pensions Administration Staff attend Pre-retirement courses and recruitment days run by the Council to provide information to staff nearing retirement.

## **PROSPECTIVE SCHEME MEMBERS**

### **Scheme Booklet**

All new prospective Scheme members will be provided with an electronic Scheme booklet at the time of their appointment to the London Borough of Havering and directed to the Fund website.

### **Intranet**

The Fund’s Intranet area contains a link to the fund website at [www.pension.org.uk/handr](http://www.pension.org.uk/handr)

### **Trade Unions**

We will work with the relevant Trade Unions to ensure the Scheme is understood by all interested parties. Training days for branch officers will be provided upon request, and efforts will be made to ensure that all pension related issues are communicated effectively with the Trade Unions.

### **Pensions Roadshows**

As well as being a valuable aid for pensioners and current scheme members, roadshows will be used to target specific non-members with support being enlisted from the DWP and in-house AVC providers. This will ensure members receive the information required to make an informed choice with regards to their pension provision. Currently roadshows are being delivered to communicate Automatic Enrolment and the proposed pension scheme changes in April 2014.

### **Corporate Induction Courses**

Officers of the Council will attend corporate induction events in order to present to prospective Scheme members the benefits of joining the LGPS.

### **One-to-One" surgeries**

One-to-One surgeries or meetings are also offered to take account of individual queries where a request is received.

## **OFFICERS WORKING IN THE ISS PENSION TEAM AND FUND MANAGEMENT**

### **Service Management Teams**

The Fund is managed by Financial Services and administered by Internal Shared Services whose Senior Officers report to the relevant Heads of Service.

### **Team Meetings**

Office and/or Team Meetings are held on a regular basis.

### **Group Management Team Meetings – Finance and Commerce**

The Heads of Service are members of the Group's Management Team and attend the regular meetings convened by the Group Director. The Heads of Service are able to bring any matters of concern/importance to the attention of the Group Director through this mechanism.

Any necessary information arising from the Group's Management Team Meeting is disseminated within the Services, via Management Team and Team Briefings. Due to the nature of the investment work and delegation the Pensions Accountant meets with the Group Director, Finance and Commerce as required.

### **Shared Area**

Shared areas give all staff access and contain such information as procedure manuals, core briefings, LGPS circulars etc. This is an effective mechanism for ensuring that information is available to all staff at their work location in a timely manner.

### **Induction**

All new members of staff undergo an induction procedure and an induction/personnel manual is available to all staff.

The Council has introduced a performance appraisal scheme for staff which includes a process for discussing and reviewing personal development. This is supplemented by regular one to one meetings with all staff.

### **Seminars**

Pension Team officers regularly participate at seminars, conferences and specialised targeted training courses.

### **Pensions Team Leader**

The Pensions Team Leader maintains an open-door policy and, within reason, is available to all staff on request.

### **Pension Fund Accountant**

On a similar basis responds to staff and other enquiries. Skills and knowledge is kept up to date through participation at seminars and conferences.

## **INVESTMENT FUND MANAGERS**

Day to day contact between the pension fund accountant and the fund managers is maintained. Each fund manager is required at the end of each quarter to present their performance alternately to the Pensions Committee or to officers including the Group Director Finance and Commerce.

## **OTHER BODIES**

### **Trade Unions**

Trade Unions in the London Borough of Havering are valuable ambassadors for the Pension Scheme. They ensure that details of the Local Government Pensions Scheme's availability are brought to their members' attention and assist in negotiations under TUPE transfers in order to ensure, whenever possible, continued access to the Local Government Pension Scheme.

### **Seminars**

Pension Administration Team and Fund Officers regularly participate at seminars and conferences.

### **CIPFA Benchmarking club**

Annual contribution and membership of the CIPFA Pension Administration benchmarking club. Attendance at Benchmarking Steering Groups and review meetings.

### **Data Protection**

To protect any personal information held on computer, the London Borough of Havering is registered under the Data

Protection Act 1998. This allows members to check that their details held are accurate. The Fund may, if necessary, pass certain details to a third party, if the third party is carrying out an administrative function of the Fund, for example, the Fund's AVC provider. Members who wish to apply to access their data on Data Protection Act grounds should contact the London Borough of Havering's Council's Data Protection Officer on 01708-432130.

This authority is under a duty to protect the public funds it administers, and to this end may use information for the prevention and detection of fraud. It may also share this information with other bodies administering public funds solely for these purposes.

**[www.havering.gov.uk](http://www.havering.gov.uk)**

**There is also a number which you can dial direct and get through to the person dealing with individual cases. You will find this on any letter issued by the Fund.**

#### **Further Information**

**If you need more information about the Scheme you should contact the Pensions Administration Service at the following address:**

**Write to us at:  
Pensions Team  
Internal Shared Services  
Central Library, 2<sup>nd</sup> Floor,  
Park End Road  
Romford  
RM1 3AR**

**Tel: 01708 433333  
Fax: 01708 432078  
E-Mail: [pensions@havering.gov.uk](mailto:pensions@havering.gov.uk),  
or [pensions@havering.gov.uk](mailto:pensions@havering.gov.uk)**

**Council's website:  
[www.havering.gov.uk/pages/services/pension-fund.aspx](http://www.havering.gov.uk/pages/services/pension-fund.aspx)**

**Fund website:  
[www.yourpension.org.uk/handr](http://www.yourpension.org.uk/handr)**

**There is also a number which you can dial direct and get through to the person dealing with individual cases. You will find this on any letter issued by the Fund.**

**Tel: 01708 432192/432981  
Fax: 01708 432078  
E-Mail: [pensions@havering.gov.uk](mailto:pensions@havering.gov.uk)  
Council's website:**



# Haverling

L O N D O N   B O R O U G H

## **FUNDING STRATEGY STATEMENT**

**MARCH 2011**



# **FUNDING STRATEGY STATEMENT**

## **LONDON BOROUGH OF HAVERING PENSION FUND**

### **Overview**

This Statement has been prepared in accordance with Regulation 76A of the Local Government Pension Scheme Regulations 1997. The Statement describes London Borough of Havering's strategy, in its capacity as Administering Authority (the Administering Authority), for the funding of the London Borough of Havering Pension Fund (the Fund).

As required by Regulation 35 of the Local Government Pension Scheme (Administration) Regulations 2008 (the Administration Regulations), this Statement is kept under review and revised as appropriate. In reviewing and making revisions to the Statement, the Administering Authority has regard to guidance published by CIPFA in March 2004.

### **Consultation**

In accordance with Regulation 35(3) (b) of the Administration Regulations, all employers participating within the London Borough of Havering Pension Fund have been consulted on the contents of this Statement and their views have been taken into account in formulating the Statement. However, the Statement describes a single strategy for the Fund as a whole.

In addition, the Administering Authority has had regard to the Fund's Statement of Investment Principles published under Regulation 9A of the Local Government Pension Scheme (Management and Investment of Funds) Regulations 1998 (the Investment Regulations).

The Fund Actuary, Hymans Robertson LLP, has also been consulted on the contents of this Statement.

### **Policy Purpose**

The three main purposes of this Funding Strategy Statement are:

- To establish a clear and transparent strategy, specific to the Fund, which will identify how employer's pension liabilities are best met going forward.
- To support the regulatory requirement in relation to the desirability of maintaining as nearly constant employer contribution rates as possible.
- To take a prudent longer-term view of funding the Fund's liabilities.

## **The Aims of the Fund**

The aims of the Fund are:

1. To ensure that sufficient resources are available to meet all liabilities as they fall due.

The Administering Authority recognises the need to ensure that the Fund has, at all times, sufficient liquid assets to be able to pay pensions, transfer values, costs, charges and other expenses. It is the Administering Authority's policy that such expenditure is met, in the first instance, from incoming employer and employee contributions to avoid the expense of disinvesting assets. The Administering Authority monitors the position on a monthly basis to ensure that all cash requirements can be met.

2. To enable employer contribution rates to be kept as nearly constant as possible and at reasonable cost to the Scheduled bodies, Admitted bodies and to the taxpayers.

The Administering Authority recognises that the requirement to keep employer contribution rates as nearly constant as possible can run counter to the following requirements:

- the regulatory requirement to secure solvency,
- the requirement that the costs should be reasonable, and
- maximising income from investments within reasonable cost parameters (see 4 below)

Producing low volatility in employer contribution rates requires material investment in assets which 'match' the employer's liabilities. In this context, 'match' means assets which behave in a similar manner to the liabilities as economic conditions alter. For the liabilities represented by benefits payable by the Local Government Pension Scheme, such assets would tend to comprise gilt edged investments.

Other classes of assets, such as other equities and property, are perceived to offer higher long term rates of return, on average, and consistent with the requirement to maximise the returns from investments the Administering Authority invests a substantial proportion of the Fund in such assets. However, these assets are more risky in nature, and that risk can manifest itself in volatile returns over short term periods.

This short term volatility in investment returns can produce a consequent volatility in the measured funding position of the Fund at successive valuations, with knock on effects on employer contribution rates. The impact on employer rates can be mitigated by use of stabilisation mechanisms.

The Administering Authority recognises that there is a balance to be struck between the investment policy adopted, the stabilisation mechanisms used at valuations, and the resultant smoothness of employer contribution rates from one valuation period to the next.

The Administering Authority also recognises that the position is potentially more volatile for Admission Bodies with short term contracts where utilisation of stabilisation mechanisms is less appropriate.

### **3. To manage employers' liabilities effectively.**

The Administering Authority seeks to ensure that all employers' liabilities are managed effectively. In a funding context, this is achieved by seeking regular actuarial advice, ensuring that employers and Pensions Committee Members are properly informed, and through regular monitoring of the funding position.

### **4. To maximise the income from investments within reasonable risk parameters.**

The Administering Authority recognises the desirability of maximising investment income within reasonable risk parameters. Investment returns higher than those available on government stocks are sought through investment in other asset classes such as stocks and property. The Administering Authority ensures that risk parameters are reasonable by:

- restricting investment to the levels permitted by the Investment Regulations.
- restricting investment to asset classes generally recognised as appropriate for UK pension funds.
- analysing the potential risk represented by those asset classes in collaboration with the Fund's Actuary, Investment Advisors and Fund Managers.

## **Purpose of the Fund**

The purpose of the Fund is:

1. To pay out monies in respect of scheme benefits, transfer values, costs, charges and expenses.
2. To receive monies in respect of contributions, transfer values and investment income.

## **Responsibilities of the key parties**

The three parties whose responsibilities to the Fund are of particular relevance are the Administering Authority, the Individual Employers and the Fund Actuary.

Their key responsibilities are as follows:

### **Administering Authority**

The Administering Authority's key responsibilities are:

1. Collecting employer and employee contributions and, as far as the Administering Authority is able to, ensure these contributions are paid by the due date.

Individual employers must pay contributions in accordance with Regulations 39, 40, 41, 42 and 43 of the Administration Regulations. The Administering Authority will ensure that all employers are aware of these requirements especially the requirement of the Pensions Act 1995 that members' contributions are paid by the 19<sup>th</sup> of the month following the month that it is paid by the member. The contributions to the Pension Fund are monitored and processed by the Pension Administration team. If contributions are received more than a month after payment is due, interest will be charged at the rate of 1% above the bank base rate.

The Administering Authority will ensure that action is taken to recover assets from Admitted Bodies whose Admission Agreement has ceased by:

- Complying with Regulation 38(2) of the Administration Regulations by requesting that the Fund Actuary calculates any deficit at the date of the cessation of the Admission Agreement
- notifying the Admitted Body that it must meet any deficit at the cessation of the Agreement.

2. Invest surplus monies in accordance with the regulations.

The Administering Authority will comply with Regulation 9 of the Investment Regulations.

3. Ensure that cash is available to meet liabilities as and when they fall due.

The Administering Authority recognises this duty and discharges it in the manner set out in the Aims of the Fund above.

4. Manage the valuation process in consultation with the Fund's Actuary

The Administering Authority ensures it communicates effectively with the Fund Actuary to:

- agree timescales for the provision of information and provision of valuation results
- ensure provision of data of suitable accuracy
- ensure that the Fund Actuary is clear about the Funding Strategy
- ensure that participating employers receive appropriate communication throughout the process
- ensure that reports are made available as required by Guidance and Regulation

5. Prepare and maintain a Statement of Investment Principles and a Funding Strategy Statement after due consultation with interested parties.

The Administering Authority will ensure that both documents are prepared and maintained in the required manner.

6. Monitor all aspects of the Fund's performance and funding and amend these two documents if required.

The Administering Authority monitors the funding position of the Fund on a quarterly basis, and the investment performance of the Fund on a monthly basis. The Statement of Investment Principles and Funding Strategy Statement will be reviewed annually, unless circumstances dictate earlier amendment.

**Individual Employers will:**

1. Deduct contributions from employees' pay.
2. Pay all contributions, including their employer contribution as determined by the actuary, promptly by the due date.
3. Exercise discretions within the regulatory framework.
4. Pay for added years or pensions in accordance with agreed arrangements.

5. Notify the administering authority promptly of all changes to membership, or other changes which affect future funding.

**The Fund Actuary will:**

1. Prepare valuations including the setting of employers' contribution rates after agreeing assumptions with the administering authority and having regard to the Funding Strategy Statement.

Valuations will also be prepared in accordance with generally accepted actuarial methods and reported on in accordance with Guidance Note 9 issued by the Board for Actuarial Standards, to the extent that the Guidance Note is relevant to the LGPS.

2. Prepare advice and calculations in connection with bulk transfers and individual benefit-related matters.

Such advice will take account of the funding position and funding strategy of the Fund, along with other relevant matters.

**Solvency**

The Administering Authority will prudentially seek to secure the solvency of the Fund. For this purpose the Administering Authority defines solvency as being achieved when the value of the Fund's assets is greater than or equal to the value of the Fund's liabilities when measured using 'ongoing' actuarial methods and assumptions (ongoing funding basis).

'Ongoing' actuarial methods and assumptions are taken to be measurement by use of the projected unit method of valuation, using assumptions generally recognised as suitable for an open, ongoing UK pension fund with a sponsoring employer of sound covenant.

The financial assumptions used to assess the funding level will have regard to the yields available on long term fixed interest and index linked gilt edged investments. The Administering Authority has also agreed with the Fund Actuary that the assumptions will make partial allowance for the higher long term returns that are expected on the assets actually held by the Fund, and understands the risks of such an approach if those additional returns fail to materialise.

The ongoing funding basis has traditionally been used for each triennial valuation for all employers in the fund.

Where an admission agreement for an admission body that is not a Transferee Admission Body and has no guarantor is likely to terminate within the next 5 to 10 years or lose its last active member within that timeframe, the Fund reserves the right to set contribution rates by reference to liabilities valued on a gilts basis (i.e. using a discount rate that has no allowance for potential investment outperformance relative to gilts). The target in setting contributions for any employer in these circumstances is to achieve full funding on a gilts basis by the time the agreement terminates or the last active member leaves in order to protect other employers in the fund. This policy will increase regular contributions and reduce, but not entirely eliminate, the possibility of a final deficit payment being required when a cessation valuation is carried out.

The Fund also reserves the right to adopt the above approach in respect of those admission bodies with no guarantor, where the strength of covenant is considered to

be weak but there is no immediate expectation that the admission agreement will cease.

The Fund actuary agrees the financial and demographic assumptions to be used for each such valuation with the Administering Authority.

### **Funding Strategy**

Where a valuation reveals that the Fund is in surplus or deficiency against this solvency measure, employer contribution rates will be adjusted to target restoration of the solvent position over a period of years (the recovery period). The recovery period applicable for each participating employer is set by the Administering Authority in consultation with the Fund Actuary and the employer, with a view to balancing the various funding requirements against the risks involved due to such issues as the financial strength of the employer and the nature of its participation in the Fund.

The Administering Authority recognises that a large proportion of the Fund's liabilities are expected to arise as benefit payments over long periods of time. For employers of sound covenant, the Administering Authority is prepared to agree to recovery periods which are longer than the average future working lifetime of the membership of that employer. The Administering Authority recognises that such an approach is consistent with the aim of keeping employer contribution rates as nearly constant as possible. However, the Administering Authority also recognises the risk in relying on long recovery periods and has agreed with the Fund Actuary a limit of 20 years. The Administering Authority's policy is to adopt recovery periods for each employer which are as short as possible within this framework.

For employers whose participation in the Fund is for a fixed period it is unlikely that the Administering Authority and Fund Actuary would agree to a recovery period longer than the remaining term of participation, other than in exceptional circumstances, when it may permit recovery over a period not exceeding 10 years subject to security, e.g. an indemnity or bond or other contingent asset of amount and form acceptable to the administering Authority, being maintained.

Consistent with the requirement to keep employer contribution rates as nearly constant as possible, the Administering Authority permits some employers to be treated as a group for the purposes of setting contribution rates. In particular, contribution rates could be very volatile for smaller employers due to the increased likelihood that demographic movements would have a material effect. The Administering Authority recognises that grouping can give rise to cross subsidies from one employer to another over time. The Administering Authority's policy is to consider the position carefully at each valuation and to notify each employer that is grouped that this is the case, and which other employers it is grouped with. If the employer objects to this grouping, it will be offered its own contribution rate. For employers with more than 50 contributing members, the Administering Authority would look for evidence of homogeneity between employers before considering grouping. For employers whose participation is for a fixed period grouping is unlikely to be permitted.

Again, consistent with the requirement to keep employer contribution rates as nearly constant as possible, the Administering Authority will consider, at each valuation, whether new contribution rates should be payable immediately, or should be reached by a series of steps over future years. The Administering Authority will discuss with the Fund Actuary the risks inherent in such an approach, and will examine the financial impact and risks associated with each employer. The Administering Authority's policy is that in the normal course of events no more than three equal annual steps will be

permitted. Further steps may be permitted in extreme cases, but the total is very unlikely to exceed six steps.

### **Identification of risks and counter measures**

The Administering Authority's overall policy on risk is to identify all risks to the Fund and to consider the position both in aggregate and at an individual risk level. The Administering Authority will monitor the risks to the Fund, and will take appropriate action to limit the impact of these both before, and after, they emerge wherever possible. The main risks to the Fund are:

#### **Demographic**

The main risks include changing retirement patterns, take up of the commutation option and longevity. The Administering Authority will ensure that the Fund Actuary investigates these matters at each valuation or, if appropriate, more frequently, and reports on developments. The Administering Authority will agree with the Fund Actuary any changes which are necessary to the assumptions underlying the measure of solvency to allow for observed or anticipated changes.

If significant demographic changes become apparent between valuations, the Administering Authority will notify all participating employers of the anticipated impact on costs that will emerge at the next valuation and will review the bonds that are in place for Transferee Admitted Bodies.

#### **Regulatory**

The risks relate to changes to regulations, National pension requirements or Inland Revenue rules. The Administering Authority will keep abreast of all proposed changes and, where possible, express their opinion during consultation periods after careful consideration. The Administering Authority's policy will be to ask the Fund Actuary to assess the impact on costs of any changes and, where these are likely to be significant, the Administering Authority will notify Employers of this likely impact and the timing of any change.

#### **Governance**

This covers the risk of unexpected structural changes in the Fund membership (for example the closure of an employer to new entrants or the large scale withdrawal or retirement of groups of staff), and the related risk of the Administering Authority not being made aware of such changes in a timely manner.

The Administering Authority's policy is to require regular communication between itself and employers, and to ensure regular reviews of such items as bond arrangements, financial standing of non-tax raising employers and funding levels.

#### **Statistical/Financial**

This covers such items such as the performances of markets, Fund investment managers, asset reallocation in volatile markets, pay and /or price inflation varying from anticipated levels or the effect of possible increases in employer contribution rate on service delivery and on Fund employers. The Administering Authority's policy will be to regularly assess such aspects to ensure that all assumptions used are still justified.

#### **Solvency measure**

The Administering Authority recognises that allowing for future investment returns in excess of those available on government bonds introduces an element of risk, in that those additional returns may not materialise. The Administering Authority's policy will be to monitor the underlying position assuming no such excess returns are achieved to ensure that the funding target remains realistic relative to the low risk position.

### Stabilisation

There can be occasions when, despite the deployment of contribution stabilising mechanisms such as pooling, stepping and the extension of deficit recovery periods, the theoretical employer contribution rate is not affordable or achievable. This can occur in times of tight fiscal control or where budgets have been set in advance of new employer contribution rates being available.

In view of this possibility, the Administering Authority has commissioned the Fund Actuary to carry out extensive modelling to explore the long term effect on the Fund of capping future contribution increases. The results of this modelling indicate that it is justifiable to limit employer contribution rate changes, subject to the following conditions being met:

- the Administering Authority is satisfied that the status of the employer merits adoption of a stabilised approach; and
- there are no material events between 1 April 10 and 1 April 2011 which render the stabilisation unjustifiable.

In the interests of stability and affordability of employer contributions, the Administering Authority, on the advice of the Fund Actuary, believes that the results of the modelling demonstrate that stabilising contributions can still be viewed as a prudent longer-term approach. However, employers whose contribution rates have been "stabilised" and are therefore paying less than their theoretical contribution rate should be aware of the risks of this approach and should consider making additional payments to the Fund if possible.

The Fund currently has a strong net cash inflow and can therefore take a medium to long term view on determining employer contribution rates to meet future liabilities through operating a fund with an investment strategy that reflects this long term view. It allows short term investment markets volatility to be managed so as not to cause volatility in employer contribution rates.

The LGPS regulations require the longer term funding objectives to be to achieve and maintain assets to meet the projected accrued liabilities. The role of the Fund Actuary in performing the necessary calculations and determining the key assumptions used, is an important feature in determining the funding requirements. The approach to the actuarial valuation and key assumptions used at each triennial valuation form part of the consultation undertaken with the FSS.

### Recovery period

The Administering Authority recognises that permitting surpluses or deficiencies to be eliminated over a recovery period rather than immediately introduces a risk that action to restore solvency is insufficient between successive measurements. The Administering Authority's policy is to discuss the risks inherent in each situation with the Fund Actuary and to limit the permitted length of recovery period to no longer than 20 years.



### Stepping

The Administering Authority recognises that permitting contribution rate changes to be introduced by annual steps rather than immediately introduces a risk that action to restore solvency is insufficient in the early years of the process. The Administering Authority's policy is to discuss the risks inherent in each situation with the Fund Actuary and to limit the number of permitted steps to three annual steps. In exceptional circumstances further steps may be permitted but the total is highly unlikely to exceed six annual steps.

### **Admission Bodies Ceasing**

Admission agreements for Transferee Admission Body contractors are assumed to expire at the end of the contract.

Admission agreements for other employers are generally assumed to be open-ended and to continue until all the benefits have been paid in full. Contributions, expressed as capital payments, can continue to be levied after all the employees have retired. These admission agreements can however be terminated at any point subject to the terms of the agreement.

The Fund, however, considers any of the following as triggers for the termination of an admission agreement:

- Last active member ceasing participation in the LGPS;
- The insolvency, winding up or liquidation of the admission body;
- Any breach by the Admission Body of any of its obligations under the agreement that they have failed to remedy to the satisfaction of the Fund;
- A failure by the admission body to pay any sums due to the Fund within the period required by the Fund; or
- The failure by the admission body to renew or adjust the level of the bond or indemnity or to confirm appropriate alternative guarantor as required by the Fund.

In addition either party can voluntarily terminate the admission agreement by giving the appropriate period of notice as set out in the admission agreement to the other party (or parties in the case of a Transferee Admission Body).

If an Admission Body's admission agreement is terminated, the Administering Authority instructs the Fund actuary to carry out a special valuation to determine whether there is any deficit.

The assumptions adopted to value the departing employer's liabilities for this valuation will depend upon the circumstances. For example:

- a) For Transferee Admission Bodies, the assumptions would be those used for an ongoing valuation to be consistent with the assumptions used to calculate the initial transfer of assets to accompany the active member liabilities transferred.
- b) For admission bodies that are not Transferee Admission Bodies whose participation is voluntarily ended either by themselves or the Fund, or which triggers a cessation event, the Administering Authority must look to protect the interests of other ongoing employers and will require the actuary to adopt

valuation assumptions which, to the extent reasonably practicable, protect the other employers from the likelihood of any material loss emerging in future. Where there is a guarantor, the cessation valuation will normally be calculated using an ongoing valuation basis appropriate to the investment strategy. Where a guarantor does not exist then, in order to protect other employers in the Fund, the cessation liabilities and final deficit will normally be calculated using a “gilts cessation basis” with no allowance for potential future investment outperformance and with an allowance for further future improvements in life expectancy. This approach results in a higher value being placed on the liabilities than would be the case under a valuation on the ongoing funding basis and could give rise to significant payments being required.

- c) For Admission Bodies with guarantors, it is possible that any deficit could be transferred to the guarantor in which case it may be possible to simply transfer the former Admission Bodies members and assets to the guarantor, without needing to crystallise any deficit.

Under (a) and (b), any shortfall would be levied on the departing Admission Body as a capital payment.

In the event that the Fund is not able to recover the required payment in full directly from the Admission Body or from any bond or indemnity or guarantor, then:

- a) In the case of Transferee Admission Bodies the awarding authority will be liable. At its absolute discretion, the Administering Authority may agree to recover any outstanding amounts via an increase in the awarding authority’s contribution rate over an agreed period.
- b) In the case of admission bodies that are not Transferee Admission Bodies and have no guarantor, the unpaid amounts fall to be shared amongst all of the employers in the Fund. This will normally be reflected in contribution rates set at the formal valuation following the cessation date.

As an alternative to (b) above where the ceasing Admission Body is continuing in business, the Fund, at its absolute discretion, reserves the right to enter into an agreement with the ceasing Admission Body to accept an appropriate alternative security to be held against any funding deficit and to carry out the cessation valuation on an ongoing valuation basis. This approach would be monitored as part of each triennial valuation and the Fund reserves the right to revert to a “gilts cessation basis” and seek immediate payment of any funding shortfall identified.

## **Early Retirement Costs**

### Non Ill Health retirements

The Actuary’s funding basis makes no allowance for premature retirement except on grounds of ill-health. Employers are required to pay additional contributions wherever an employee retires before attaining the age at which the valuation assumes that benefits are payable.

It is assumed that members’ benefits on age retirement are payable from the earliest age that the employee could retire without incurring a reduction to any part of their benefit and without requiring their employer’s consent to retire. Members receiving their pension unreduced before this age other than on ill-health grounds are deemed

to have retired “early”.

The additional costs of premature retirement are calculated by reference to these ages.

Employers must make these additional contributions as a one off payment to the fund immediately on awarding the early retirement. The exception to this rule are statutory bodies with tax raising powers, where, depending on the circumstances, the Administering Authority may at its absolute discretion agree to spread the payment over a period not exceeding 3 years. In any event the spread period cannot exceed the period to the member’s normal retirement date if this is shorter than 3 years.

### Ill health monitoring

The Fund will monitor each employer’s, or pool of employers, ill health experience on an ongoing basis. If the cumulative cost of ill health retirements in any financial year exceeds the allowance at the previous valuation, the employer will be charged additional contributions on the same basis as apply for non ill-health cases.

### **New Admitted Bodies**

The Fund requires the following from any potential Admission Bodies wishing to join the Fund.

Transferee Admission Bodies will be required to have a guarantee from the transferring scheduled body and also provide a bond if requested by the awarding authority and/or the Administering Authority. The bond is required to cover some or all of the following:

- the strain cost of any redundancy early retirements resulting from the premature termination of the employer’s contract
- allowance for the risk of asset underperformance
- allowance for the risk of a fall in gilt yields

The Fund may also require employers to include their current deficit within the bond amount. The bond amount will be reassessed by the Fund actuary on an annual basis.

The Administering Authority will only consider requests from Community Admission Bodies to join the Fund if they are sponsored by a scheduled body with tax raising powers, guaranteeing their liabilities, and also provide a bond if requested.

These measures reduce the risk to the Fund of potentially having to pick up any shortfall in respect of Admission Bodies.

### **Links to investment policy set out in the Statement of Investment Principles**

The Authority has produced this Funding Strategy Statement having taken an overall view of the level of risk inherent in the investment policy set out in the Statement of Investment Principles and the funding policy set out in this Statement.

The Administering Authority will continue to review both documents to ensure that the overall risk profile remains appropriate including, where appropriate, asset liability modelling or other analysis techniques.

### **Future monitoring**

The Administering Authority plans to review this statement annually, and as part of the triennial valuation process unless circumstances arise which require earlier action.

The Administering Authority will discuss with the actuary the impact on the funding position of any significant changes that have arisen to determine whether interim valuations or any other action needs to be taken.



**Havering**  
L O N D O N   B O R O U G H

# **STATEMENT OF INVESTMENT PRINCIPLES**

**JULY 2013**

**STATEMENT OF INVESTMENT PRINCIPLES**

**London Borough of Havering Pension Fund ('the Fund')**

## **Background**

### **Legislation**

The Local Government Pension Scheme (Management and Investment of Funds) Regulations 1999 as amended require Local Authority Pension Funds to prepare a Statement of Investment Principles (SIP) and to review it at least every three years and without delay after any significant change in investment policy. They are also required to set out a Statement of Compliance with the six Principles of Investment Management contained in the CIPFA document "Principles for Investment Decision Making and disclosure" published in December 2009.

In preparing this Statement, the Pensions Committee has considered advice from the Investment Practice of Hymans Robertson LLP.

In relation to the Myners Code of Conduct for Investment Decision Making, the extent of the Fund's compliance with this voluntary code is summarised in the Appendix to this statement.

### **Purpose and Scope of Scheme**

The London Borough of Havering is the Administering Authority for the London Borough of Havering Pension Fund. The Fund is part of the Local Government Pension Scheme (LGPS) and provides death and retirement benefits for all eligible employees and their dependants. It is a final salary defined benefit Pension Scheme, which means that benefits are payable based on the employees' final salary. All active members are required to make pension contributions which are based on a fixed percentage of their pensionable pay as defined in the LGPS regulations. Following the changes to the benefit structure of LGPS Schemes from 1 April 2008, active members previously paying contributions of 6% will pay banded rates between 5.5% and 7.5% depending on their level of full-time equivalent pay. Manual workers in employment before 1<sup>st</sup> April 1998 who previously had a protected 5% rate are subject to transitional rates.

The London Borough of Havering is responsible for the balance of the costs necessary to finance the benefits payable from the Fund by applying employer contribution rates, determined from time to time (but at least triennially) by the Fund's actuary.

The London Borough of Havering has a direct interest in the investment returns achieved on the Fund's assets, but the benefits paid to pensioners are not directly affected by investment performance.

### **Pensions Committee**

A dedicated group of Councillors (the "Pensions Committee") has been set up to deal with the majority of the Fund's investment issues. Major investment decisions will be referred for consideration to the Pensions Committee. The Pensions Committee is made up of elected representatives of The Council who each have voting rights and Trade Union and Employer representatives who have observer status. Scheduled and admitted bodies may appoint one representative who is entitled to attend the meetings

of the Pensions Committee on their behalf. Voting rights were assigned to this representative at a Full Council meeting on the 28 March 2012. The Pensions Committee reports to Full Council and has full delegated authority to make investment decisions. The Pensions Committee decides on the investment policies most suitable to meet the liabilities of the Havering Pension Fund and has ultimate responsibility for the governance of the Fund including Investment Strategy.

In particular, the Pensions Committee has duties that include:

- Monitoring the investment performance of the Fund on a quarterly basis;
- Determining overall objectives and strategy;
- Ensuring compliance with legislative requirements;
- Receiving the triennial valuation prepared by the Funds actuary with recommended contribution levels;
- Determining asset allocation and benchmarking;
- Appointment of Investment Managers.

The Pensions Committee is set up under the Local Government Act so that, where necessary, it can exercise decision-making powers. The Pensions Committee meets at least four times per year to hear reports from its officers, investment managers, actuary, investment adviser and performance measurement provider. Additional meetings are held as required in particular to ensure the appropriate Councillor training.

The Pensions Committee also receives and considers advice from executive officers of the Council and, as necessary, from its appointed external investment adviser (including specific investment advice), the actuary to the Fund and its investment managers.

The Regulations state that the Administering Authority must, when formulating its investment policy, have regard to the advisability of investing fund money in a wide range of investments and to the suitability of particular investments and types of investments.

## **Fund Objective**

The purpose of the Fund is:

1. To pay out monies in respect of scheme benefits, transfer values, costs, charges and expenses;
2. To receive monies in respect of contributions, transfer values and investment income.

The overriding aims of the Fund as set out in the Funding Strategy Statement are as follows:

- To ensure that sufficient resources are available to meet all liabilities as they fall due.
- To enable employer contribution rates to be kept as nearly constant as possible and at a reasonable cost to the Scheduled bodies, Admitted bodies and to the taxpayers.
- To manage employers' liabilities effectively.
- To maximise the income from investments within reasonable risk parameters.

For active members, benefits are based on service completed but take account of future salary increases. The value of liabilities is calculated consistently on the on-going basis set out in the formal report of the Fund's Actuary on the actuarial valuation carried out as at 31 March 2010. The fund's performance is monitored quarterly by the Pensions Committee and the funding position is formally reviewed at each triennial actuarial valuation or unless circumstances arise which require earlier action.

## **Investment Objectives**

In framing investment strategy, it is recognised that the Committee has the long-term objective of being 100% funded on the current funding basis (i.e. with liabilities discounted at a rate of 1.8% p.a. in excess of gilt yields). The Committee is currently targeting to achieve this objective over the period to 2030.

The Committee wishes to pursue an investment strategy that retains at least a 60% chance of achieving this long-term objective. They have recognised that, over the ten year period from 31 March 2012, the required return from the Fund's assets to get "back on track" is around 6.5% p.a. more than the growth in the Fund's liabilities.

The Committee acknowledges this objective to be challenging and will therefore use this as a point of reference, rather than an explicit target. The Committee will monitor the development of the Fund's funding level on at least an annual basis to ensure the Fund remains on track and to identify any potential actions needed.

Based on advice from their Investment Adviser and a detailed review of strategy undertaken during 2012, the Committee has adopted a flexible investment strategy that reflects the following principles:

- Growth: The Committee recognises that a high allocation to "growth" assets/strategies is needed to achieve the long-term objective.
- Control: The Committee recognises that diversification can provide some protection against changing market conditions but that systemic risk cannot be diversified. The Committee therefore believes that greater dynamism within the investment strategy is desirable in order that the underlying strategy can be changed in response to changing market conditions
- Income: The Committee recognises the emerging gap between income and benefit expenditure and hence the need to draw on investment income.

All day to day investment decisions have been delegated to a number of authorised investment managers. The strategic benchmark is reflected in the choice and mix of funds in which the Fund invests. The Fund's benchmark is consistent with the Pensions Committee's collective view on the appropriate balance between seeking an enhanced long-term return on investments and accepting greater short-term volatility and risk.

## **Asset Allocation**

To achieve their objectives the Pensions Committee has agreed upon the following benchmark allocation:

<b>Asset class</b>	<b>Interim</b>	<b>Current</b>	<b>Target</b>
--------------------	----------------	----------------	---------------



	<b>Allocation Dec 12</b>	<b>Allocation Mar 13</b>	<b>Allocation July 13</b>
UK/Global Equity	55%	24	25%
Multi Asset strategies	-	35	35%
Absolute Return strategies	15%	15	15%
Property	10%	6	5%
Gilts/Investment grade bonds	20%	20	17%
Infrastructure	0%	0	3%

Equity allocations will be managed using a combination of active and passive strategies. All other allocations will be managed on an active basis. The multi asset strategies will be permitted to invest in a range of asset classes. However, it is not expected that the underlying asset allocation in these strategies will remain static over time.

The Committee has agreed to introduce an allocation to local infrastructure. The prospective investment is an amount of up to £15 million and based on 31 March 2013 levels would be rounded to 3%. Allocations to infrastructure will be introduced as opportunities are identified. Each opportunity will be funded through the payment of additional contributions to the Fund rather than by reallocating existing assets.

The underlying target return of this strategy over the next 10 years is at least the return on long dated index linked gilts plus 3.5% p.a, and allows for the expected returns from the asset classes plus a conservative allowance for performance for active manager skill.

### **Choosing Investments**

The Pensions Committee has appointed investment managers who are authorised under the Financial Services and Markets Act 2000 to undertake investment business. The Pensions Committee have given the investment managers specific directions as to the asset allocation but investment choice has been delegated to these managers subject to their respective benchmarks and asset guidelines. The allocation of assets to each manager is as follows:

<b>Mandate</b>	<b>% of Interim Allocation Dec 2012</b>	<b>% of Target Allocation Jul 2013</b>	<b>Manager</b>	<b>Benchmark</b>	<b>Target</b>
Property	10%	5%	UBS	IPD All balanced (property) Fund's median	To outperform the benchmark
UK Equities (Active)	17%	0%	Standard Life	FTSE All Share	+2% net of fees
Global Equities (Active)	17%	17%	Baillie Gifford	MSCI All Countries Index	+2.5% net of fees
Global Equities (Passive)	21%	8%	State Street Global Assets	Composite	To track the benchmark (gross of fees)
Investment grade bonds	20%	17%	Royal London Asset Management	Composite	+0.75% net of fees
Absolute Return	15%	15%	Ruffer	UK bank deposit rate	To outperform the benchmark (net of fees)
Multi Asset	0%	20%	Barings	UK bank deposit rate	To outperform the benchmark (net of fees)
Multi Asset	0%	15%	Baillie Gifford	UK bank deposit rate	To outperform the benchmark (net of fees)
Infrastructure	0%	3%	Unallocated	-	-

From time-to-time, particularly when implementing the changes to the strategic asset allocation, when markets are volatile or when dealing costs are high, the Committee may deviate from the long-term strategy on a temporary basis.

The Committee recognises that, while it is impossible to predict short-term market movements, it should use its reasonable judgement in such circumstances. For example, this could be applied with the aim of avoiding excessive dealing costs or reducing the impact of adverse market movements by spreading changes over a number of dealing dates. In doing so, the Committee also recognises that the Fund is intended to meet the liabilities as they emerge over the longer term and hence the normal default position is to be fully invested broadly in line with the strategic benchmark.

## **Fees**

UBS is remunerated by a fixed management fee and the expenses inherent in the management of the pooled property fund. All other fund managers are remunerated by an ad valorem scaled fee based on the market value at quarter end of the assets under management.

## **Investment Responsibilities**

### **Responsibilities of the Pensions Committee**

- Overall investment strategy and strategic asset allocation with regard to the suitability and diversification of investments;
- Monitoring compliance with this Statement of Investment Principles and reviewing its contents;
- Appointing investment managers, an independent custodian, the Fund actuary, external independent advisers and investment adviser;
- Reviewing investment manager performance against established benchmarks on a regular basis;
- Reviewing the investment managers' expertise and the quality and sustainability of their investment process, procedures, risk management, internal controls and key personnel;
- Reviewing policy on social environmental and ethical matters and on the exercise of rights, including voting rights
- Reviewing the investments over which they retain control and to obtaining written advice about them regularly from the investment adviser. The Pensions Committee will also obtain written advice from the investment adviser when deciding whether or not to make any new investments or to transfer or redistribute assets within the mandates, whether due to market movements or other factors;
- Rebalancing the assets with reference to trigger points. When the Fund allocation deviates by 5% or more from the strategic allocation, the assets will be rebalanced back to within 2.5% of the strategic asset allocation. In exceptional circumstances, when markets are volatile or when dealing costs are unusually high, the Committee may decide to suspend rebalancing temporarily. The priority order for funding rebalancing is to first use surplus cash, followed by dividend and or interest income and lastly using sales of overweighed assets. The Pensions Committee will seek the written advice of the investment adviser with regard to rebalancing and detailed distribution of cash or sale proceeds.

### **The Pensions Committee is advised by The Council's Executive Officers, who are responsible for:**

- Ensuring compliance with statutory requirements and the investment principles set out in this document and reporting any breaches to the Pensions Committee;
- Management of surplus cash, which is lent through the money markets in accordance with the Council's Treasury Management Code of Practice. Performance is measured against the 7-day London Interbank Bid (LIBID) rate;
- Investment accounting and preparing the annual report and accounts of the fund;
- Ensuring proper resources are available for the Council's responsibilities to be met.

**The Investment Managers are responsible for:**

- The investment of pension fund assets in compliance with the legislation and the detailed investment management agreements;
- Tactical asset allocation around the managers' strategic benchmark as set by the Pensions Committee;
- Stock selection within asset classes;
- Voting shares in accordance with agreed policy;
- Preparation of quarterly reporting including a review of past investment performance, transaction costs and future investment strategy in the short and long term;
- Attending meetings of the Pensions Committee and officers of the council as required.

**The Independent Custodian is responsible for:**

- Provision of monthly accounting data summarising details of all investment transactions during the period;
- Providing investment transaction details in a timely manner to the independent performance measurers;
- Safe custody and settlement of all investment transactions, collection of income, withholding tax reclaims and the administration of corporate actions;
- The separation of investment management from custody is paramount for the security of the assets of the Fund.

**The Actuary is responsible for:**

- Undertaking a triennial valuation of the Fund's assets and liabilities and interim valuations as required, including those to enable compliance with the reporting standard FRS17/IAS19;
- Advising on the rate of employer contributions required to maintain appropriate funding levels;
- Providing advice on the admission and withdrawal of employers to the scheme, including external employers following externalisation of services;
- Preparing the Funding Strategy Statement.

**The Independent Measurers are responsible for:**

- Providing the Pensions Committee and the Council's executive officers with comparative information on the Fund's performance relative to other funds and the relative performance of different types of investments.

**The Investment Adviser is responsible for:**

- Advising on the investment strategy of the fund and its implementation;
- Advising on the selection of investment managers, and the custodian;
- Providing investment information, investment advice<sup>1</sup> and continuing education to the Pensions Committee and the executive officers;
- Independent monitoring of the investment managers and their activities.

---

<sup>1</sup> The Investment Adviser is authorised by and registered with the Financial Services Authority for the provision of investment advice.

The Investment Adviser is remunerated by way of time cost fees and fixed fees within an agreed annual budget.

### **The Auditor**

- The Fund is audited annually by the auditors appointed by the Audit Commission. The financial year end is 31<sup>st</sup> March.

### **The Historic Position of Fund**

The Fund is unlikely to be fully funded for several years. This has arisen for a number of reasons including:

- The reduction in the funding level to 75% of liabilities as a result of government regulations prior to the introduction of the community charge:
- The cost of the redundancy programme in the mid 1990's.  
*(Note that since 1998 redundancies and early retirements are a charge on departmental cost centres and external employers rather than the Pension Fund).*
- Overall investment returns since 1998 falling short of those anticipated in the funding strategy adopted from time to time.
- Longevity improving at a faster rate than anticipated.

At the last triennial valuation (at 31<sup>st</sup> March 2010) the funding ratio was 61%.

The Administering Authority is obliged to prepare a Funding Strategy Statement (FSS), which is published on the Council's web site at [www.havering.gov.uk](http://www.havering.gov.uk) (select Services select 'Council and Democracy', select Pension Fund). This outlines the method by which the Fund aims to return to an acceptable level of funding. This is expected to be achieved by a combination of increased contributions to the Fund, and achieving good long-term investment returns following the implementation of the new investment strategy in 2012.

### **Review**

- The investment strategy is reviewed by the Pensions Committee, at least every three years following the actuarial valuation results or when changes are required.
- The current review is based on the Actuarial Valuation 2010, a subsequent interim assessment of the valuation in 2012 and a review and on-going advice on asset allocation from the Fund's Investment Adviser during 2012.

### **Reporting**

The investment performance of the individual managers is reported to the Pensions Committee and Officers quarterly. Reports are received from the fund's performance measurers and investment advisers, along with executive summaries from each investment manager including details of any voting undertaken in that quarter.

## **Risk**

The Fund is exposed to a number of risks which pose a threat to the Fund meeting its objectives. The principal risks affecting the Fund are:

### Funding risks:

- Financial mismatch – 1. The risk that Fund assets fail to grow in line with the developing cost of meeting Fund liabilities. 2. The risk that unexpected inflation increases the pension and benefit payments and the Fund assets do not grow fast enough to meet the increased cost.
- Changing demographics – The risk that longevity improves at a rate faster than that assumed and other demographic factors change increasing the cost of Fund benefits.
- Systemic risk - The possibility of an interlinked and simultaneous failure of several asset classes and/or investment managers, possibly compounded by financial 'contagion', resulting in an increase in the cost of meeting Fund liabilities.

The Committee measures and manages financial mismatch in two ways. As indicated above, it has set a strategic asset allocation benchmark for the Fund. It assesses risk relative to that benchmark by monitoring the Fund's asset allocation and investment returns relative to the benchmark.

In 2012, following the 2010 Actuarial Valuation and a full review of investment strategy commissioned from the Fund's investment adviser, the Pension Committee agreed to revise the investment strategy. The underlying allocation to growth assets following the review is: 80% in a mixture of equities, property and alternative assets/strategies with the remaining 20% in lower volatility bonds. Although this is not in line with a liability-matched position, it is intended to grow the value of the assets at a managed level of risk with manageable long-term costs for the Council.

The Committee keeps under review mortality and other demographic assumptions which could influence the cost of the benefits. These assumptions are considered formally at the triennial valuation.

The Committee seeks to mitigate systemic risk through a diversified portfolio but it is not possible to make specific provision for all possible eventualities that may arise under this heading.

### Asset risks

- Concentration - The risk that significant allocation to any single asset category and its underperformance relative to expectation would result in difficulties in achieving funding objectives.
- Illiquidity - The risk that the Fund cannot meet its immediate liabilities because it has insufficient liquid assets.
- Manager underperformance - The failure by the fund managers to achieve the rate of investment return assumed in setting their mandates.

The Committee manages asset risks as follows:

It provides a practical constraint on Fund investments deviating greatly from the intended approach by setting itself diversification guidelines and by investing in a range of investment mandates each of which has a defined objective, performance benchmark and manager process which, taken in aggregate, constrains risk within the Committees' expected parameters.

The use of multi-asset and absolute return mandates recognises the expectation that risk will vary over time. By permitting the investment manager to not only invest in a diverse range of asset classes, but to vary the underlying asset distribution as market conditions change, the Committee expects that the pattern of returns will be smoothed.

By investing across a range of assets, including quoted equities and bonds; the Committee has recognised the need for some access to liquidity in the short term.

In appointing several investment managers and making appropriate use of passive management, the Committee has considered the risk of underperformance by any single investment manager.

#### Other provider risk

- Transition risk - The risk of incurring unexpected costs in relation to the transition of assets among managers. When carrying out significant transitions, the Committee takes professional advice and considers the appointment of specialist transition managers.
- Custody risk - The risk of losing economic rights to Fund assets, when held in custody or when being traded.
- Credit default - The possibility of default of a counterparty in meeting its obligations.

The Committee monitors and manages risks in these areas through a process of regular scrutiny of its providers and audit of the operations they conduct for the Fund.

#### **Investments**

The powers and duties of the Fund to invest monies are set out in the Local Government Pension Scheme (Management & Investment Funds) Regulations 1998. The Fund is required to invest any monies which are not required to pay pensions and other benefits and in so doing take account of the need for suitable diversified portfolio investments and the advice of persons properly qualified (including officers) on investment matters.

#### **Types of Investment**

In broad terms investments may be made in accordance with the investment regulations in equities, fixed interest and other bonds and property and in the UK and overseas markets. The regulations specify other investment instruments may be used e.g. financial futures, traded options, insurance contracts, stock lending, sub-underwriting contracts, although historically it has not been the practice of the Fund to participate in these. Any limitations on the use of these instruments will be included within the Investment Management Agreements (IMA's) or equivalent pooled fund rules.

The investment regulations also specify certain limitations on investments.

The Pensions Committee has set out control ranges and restrictions for the Fund's investments. These control ranges and restrictions have been considered when setting the benchmarks for each Manager.

### **Investment Management**

The Investment Managers are each bound by either an Investment Management Agreement (IMA) or, in the case of investment in pooled funds, the relevant Fund Documentation that takes account of:

- The benchmark set, and the allocation of assets within this benchmark;
- Cash needs;
- Risk tolerances;
- The policies on Corporate Governance and Socially Responsible Investment, given later in this document.

The Investment Manager must also select the appropriate types of investment as defined in the Regulations.

### **Investment Manager Controls**

The Investment Managers are authorised and regulated by the Financial Services Authority (FSA), and must comply with the regulations contained within the Financial Services and Markets Act 2000 (FSMA 2000). Under these regulations, the manager must ensure that suitable internal operating procedures and risk frameworks are in place. FSMA is designed to provide a Fund such as this with an adequate level of protection, and the Investment Managers are obliged to meet their obligation imposed by this act.

The mandates set for the Investment Managers contain controls to ensure compliance with best practice and regulations. Controls on cash levels and transfers of cash and assets are also set within the IMA's or equivalent pooled fund rules.

### **Social Environmental and Ethical Considerations**

The Pensions Committee has considered socially responsible investment in the context of its legal and fiduciary duties, and the view has been taken that, while the non-financial factors should not drive the investment process to the detriment of the financial return of the Fund, it is appropriate for the Investment Manager to take such factors into account when considering particular investments.

Over the longer term, the Pensions Committee requires the Investment Manager(s) to consider, as part of the investment decisions, socially responsible investment issues and the potential impact on investment performance. Beyond this, the Investment Manager(s) has full discretion with the day to day decision making.



## **Corporate Governance and Voting Policy**

### **Corporate Governance Policy**

‘The policy of the Havering Pension Fund is to accept the principles laid down in the Combined Code as interpreted by the Institutional Shareholders Committee ‘Statement of Principles’.

In making investment decisions the Council will, through its Pension Fund Investment Manager(s), have regard to the economic interests of the Pension Fund as paramount and as such:

1. Will vote at all general meetings of UK companies in which the Fund is directly invested.
2. Will vote in favour of proposals that enhance shareholder value.
3. Will enter into timely discussions with management on issues which may damage shareholders’ rights or economic interests and if necessary to vote against the proposal.
4. Will take a view on the appropriateness of the structure of the boards of companies in which the Fund invests.
5. Will take a view on the appropriateness of the remuneration scheme in place for the directors of the company in which the Fund invests

Beyond this, the Council will allow its Investment Manager(s) full freedom with the day to day decision making.

The Pensions Committee will, where appropriate,

1. Receive quarterly information from the Investment Manager, detailing the voting history of the Investment Manager on contentious issues.
2. Consider a sample of all votes cast to ensure they are in accordance with the policy and determine any Corporate Governance issues arising.
3. Receive quarterly information from the Investment Manager, detailing new investments made.

### **Stock Lending**

The Committee has considered its approach to stock lending, taking advice from its investment adviser. After consideration of that advice, the Committee has decided only to permit stock lending by the Fund’s passive equity manager, State Street.

State Street has agreed to indemnify the Fund against any loss arising from insufficient collateral being posted as part of its stock lending programme.

The Committee will review its policy on stock lending from time to time.

### **Consultation and Publication**

The Council has reviewed the Statement of Investment Principles in association with the Fund’s Investment Adviser and has also consulted with the employers of the fund, employee representatives and all fund managers through written correspondence.

A copy of this document together with the Myner's Statement of Compliance has been published on the Council's website [www.havering.gov.uk](http://www.havering.gov.uk) (select Services, select Council and Democracy, select Pension fund).

The Statement of Investment Principles will be reviewed at least annually and a revised version issued as soon as any significant change occurs. Any comments and suggestions will be considered. Please contact the Pension Fund Accountant with your views at [info@havering.gov.uk](mailto:info@havering.gov.uk).

### **MYNERS Principles for Investment Decision Making**

The Pensions Committee will regularly review the Scheme's compliance with this Statement of Investment Principles.

The Action the Council has taken to meet the recommendations made in the Myner's report has been updated to March 2013 and is available as an appendix to this statement.

<b><u>Principle</u></b>	<b><u>Best Practice Guidance (CIPFA)</u></b>	<b><u>Havering Position/Compliance</u></b>
<b>1. Effective decision-making</b>  <b>Administrating authorities should ensure that :</b>  <b>(a) Decisions are taken by persons or organisations with the skills, knowledge, advice and resources necessary to make them effectively and monitor their implementation; and</b>  <b>(b) those persons or organisations have sufficient expertise to be able to evaluate and challenge the advice they receive, and manage conflicts of interest</b>		<b>SUMMARY: FULLY COMPLIANT</b>
	1) Administering authorities should have a designated group of elected members appointed to a committee to whom responsibility for pension fund activities have been assigned.	A designated group of elected members have been appointed to a Pensions Committee who are responsible for pension fund functions, as specified in the Council's constitution (Part 2).
	2) Roles of the officers with responsibility for ensuring the proper running of the administration authority's and the committee's business should be set out clearly. The rules drawn up should provide a framework for the committee's code of business and include a process for the declaration of conflicts of interest.	Roles of the officers with responsibility for the running of the administering authority's and the committee's business is specified in the Council's constitution (Part 3). Declarations of interests are considered at the start of each committee meeting.
	3) The committee should be governed by specific terms of reference, standing orders and operational procedures that define those responsible for taking investment decisions, including officers and/or external investment managers.	The Pensions Committee is governed by specific terms of reference and is specified in the Council's constitution (Part 3), officer functions are also specified (Part 3).
	4) The process of delegation should be described in the constitution and record delegated powers relating to the committee. This should be shown in a public document, such as the statement of investment principles.	The delegation process for the running of the pension scheme is specified in the Council's constitution (Part 3). The Council's constitution is available via the Council's website at <a href="http://www.havering.gov.uk">www.havering.gov.uk</a> ; follow links council and democracy, constitution. The Statement of Investment Principles (SIP) also includes the delegated functions to the Pensions Committee.
	5) In describing the delegation process, roles of members, officers, external advisors and managers should be differentiated and specified.	Roles of members, officers, external advisors and managers are specified in the SIP.
	6) Where possible, appointments to the committee should be based on consideration of relevant skills, experience and continuity.	Where possible, appointments made to the committee are based on consideration of relevant skills, experience and continuity.

<b><u>Principle</u></b>	<b><u>Best Practice Guidance (CIPFA)</u></b>	<b><u>Havering Position/Compliance</u></b>
	7) The committee should ensure that it has appropriate skills, and is run in a way designed to facilitate effective decision making. It should conduct skills and knowledge audits of its membership at regular intervals. The adoption of a training plan and an annual update of training and development needs would represent good practice to demonstrate that the committee is actively managing the development of its members. A statement should appear in the annual report describing actions taken and progress made.	Structured training of elected members ensures that members are proficient in investment issues. The Council incorporates training within its forward looking business plan for the fund. Forward looking business plan is presented at the first Pensions Committee meeting of the financial year and reported in the Pension Fund Annual Report. Members agreed to completing the CIPFA's Knowledge and Skills self-assessment of training needs. The training plan incorporates the outcomes of the self-assessments.
	8) The committee review its structure and composition regularly and provide each member with a handbook containing committee's terms of reference, standing orders and operational procedures. It is good practice to establish an investment or other subcommittee to provide focus on a range of issues.	Council recommends that the membership of the Pensions Committee remains static for the life of their term in office to facilitate knowledge continuity and helps to maintain expertise within the committee. Elected members are provided with a copy of their roles and responsibilities. The committee has not established any subcommittees as the Pensions Committee focuses only on the activities of the pension fund.
	9) The committee may wish to establish subcommittees or panels to take responsibility for progressing significant areas of activity between meetings.	The Council does have a pension panel that exercises discretions within the LGPS and deals with the Internal Dispute Resolution Procedure regulations.
	10) The committee should obtain proper advice from suitably qualified persons, including officers. The CFO should assess the need for proper advice and recommend to the committee when such advice is necessary from an external advisor. The committee should ensure that it has sufficient internal and external resources to carry out its responsibilities effectively.	The Pensions Committee has appointed two advisors – Investment Advisor and Actuarial Advisor. The Pension Fund Accountant provides in house support to members. The Pension committee is also supported by the Director of Finance and commerce and the Council's pension administration and payroll sections. Internal and external resources are considered as part of the business plan.
	11) Allowances paid to elected members should be set out in a published allowances scheme and reviewed regularly.	Members of the Pensions Committee expenses are reimbursed in line with the Council's constitution (Part 6 -'Members Allowance Scheme').

<b><u>Principle</u></b>	<b><u>Best Practice Guidance (CIPFA)</u></b>	<b><u>Havering Position/Compliance</u></b>
	12) Employees appointed as member representatives should be allowed adequate time off from normal duties to attend meetings.	Havering Council's conditions of service permits special leave up to a number of specified days for employees who act as a member of a publicly elected body.
	13) Papers and related documentation should be clear and comprehensive, and circulated to members of the committee sufficiently in advance of the meeting.	Committee policy established and ensures that target dates for report clearance and agenda dispatch targets are met. Members receive agendas five working days prior to meeting date.
	14) The <b>CFO</b> should be given the responsibility for the provision of training plan and ensure that members are fully aware of their statutory & fiduciary duties.	The Training Plan is incorporated within the Business Plan and includes a log of training undertaken and attendance. Indicative future training plans are also included in the business plan.
	15) The <b>CFO</b> should ensure that a medium term business plan is created and contains: financial estimates for the investment and administration of the fund, appropriate provision for training, major milestones and issues to be considered, key targets and method of measurement. The business plan should be submitted to the committee for consideration.	The Business Plan is considered by the Pensions Committee and contains: financial estimates for the investment and administration of the fund, appropriate provision for training, major milestones and issues to be considered, key targets and method of measurement. The business plan also incorporates the training plan.
	16) Business plan to review the level of internal and external resources the committee needs to carry out its functions.	Medium term Business Plan is considered by the Pensions Committee. The business plan includes the outcome of an internal review of resources, when appropriate.
	17) Administrating Authorities are required to prepare, publish and maintain statements of compliance against a set of good practice principles for scheme governance and stewardship (Reg 31 2008 regulations).	The Pension Fund prepares, publishes and maintains a statement of compliance against a set of good practice principles. The statement shows the extent to which the administrating authority complies with the principles and is reviewed annually.
	18) Administrating authorities are required to publish a Governance Compliance Statement in accordance with CLG guidance.	The Governance Compliance Statement is available on the Council's website: <a href="http://www.havering.gov.uk">www.havering.gov.uk</a> (under Council and democracy, council budgets and spending, then Pension Fund) and is included in the Pension Fund Annual Report.

<b><u>Principle</u></b>	<b><u>Best Practice Guidance (CIPFA)</u></b>	<b><u>Havering Position/Compliance</u></b>
	19) The fund's Administration Strategy documents should refer to all aspects of the committee's activities relevant to the relationship between the committee and the employing authorities.	In line with regulations, the fund currently does not have an administration strategy; consideration of adopting this strategy is reviewed regularly.
<b>2. Clear objectives</b>  <b>(a) An overall investment objective (s) should be set out for the fund that takes account of the scheme's liabilities, the potential impact on local tax payers, the strength of the covenant for non-local authority employers, and these should be clearly communicated to advisors and investment managers.</b>		<b>SUMMARY: FULLY COMPLIANT</b>
	The committee should:	As part of the Valuation process consideration is given, with full consultation of the fund's actuary, to :
	1) demonstrate that in setting an overall objective of the fund it has considered: the fund's liabilities in the context of expected net contribution inflows; the adequacy of the fund's assets to meet its liabilities; the maturity profile of the fund's liabilities and its cash flow situation.	the fund's liabilities in the context of the expected net contribution inflows; adequacy of the assets to meet its liabilities; maturity profile and its cash flows;
	2) consider the nature of membership profiles and financial position of the employers in the fund and decide, on the advice of actuaries, whether or not to establish sub funds.	membership profiles; financial position of the employers and whether or not to establish a sub fund;
	3) seek to include the achievement of value for money and efficiency in its objectives and all aspects of its operation	value for money;
	4) with the <b>CFO</b> need to give consideration to the general and strategic impact of the funding levels and employer contribution rates on Council tax levels over time. The responsibility of the actuary to keep employer contribution rates as constant as possible over time is the primary means of achieving this.	and the general and strategic impact of the funding levels and employer contribution rates on Council tax levels over time.  The Fund's investment policies and objectives are laid out in the Funding Strategy Statement (FSS).

<b><u>Principle</u></b>	<b><u>Best Practice Guidance (CIPFA)</u></b>	<b><u>Having Position/Compliance</u></b>
	5) consider its own appetite for risk and that of the employers in the fund when considering advice on the mix of asset classes and on active and passive management. Consider all assets classes currently available to members.	The Pensions Committee considers, in consultation with the fund's investment advisor, its own appetite for risk when setting the investment strategy and considers the mix of asset classes and weighs up the risk v return in considering whether the assets are managed on a passive or active basis. The Investment Strategy currently includes a mix of different asset classes which are managed actively and passively.
	6) take proper advice and should appoint advisors in open competition and set them clear strategic investment performance objectives. The committee should state how the advisors' overall performance will be measured and the relevant short, medium and longer term performance measurement framework. All external procurement should be conducted within the EU procurement regulations and the administering authority's own procurement rules.	The Pensions Committee appoints external advisors in line with EU procurement rules and the administering authorities own procurement rules. The committee states how performance is to be measured for the advisors and a service review is undertaken and reported to the committee annually. The contract for the external advisor is tendered on a five year cycle enabling performance to be measured in a competitive environment.
	7) also demonstrate that it has sought proper advice, including from specialist independent advisors, as to how this might be expressed in terms of the expected or required annual return on the fund and how it should be measured against stated benchmarks.	After full consultation with the Council's Actuary and Investment Advisers a clear financial and therefore fully measurable investment objective for the fund has been set.
	8) consider when it would be desirable to receive advice based on an asset/liability study and make appropriate arrangements.	The Pensions Committee commission the fund's investment advisor and actuary to undertake an asset/liability study as appropriate, when compiling the investment strategy.
	9) evaluate the split between equities and bonds before considering any other asset class. It should state the range of investments it is prepared to include and give reasons why some asset classes may have been excluded. Strategic asset allocations decision should receive a level of attention (and, where relevant, advisory or management fees) that fully reflects the contribution they can make towards achieving the fund's investment objectives.	All asset classes were considered as part of the investment strategy review process and the range of investments are included in the Fund's SIP.

<b><u>Principle</u></b>	<b><u>Best Practice Guidance (CIPFA)</u></b>	<b><u>Haivering Position/Compliance</u></b>
	10) have a full understanding of the transaction-related costs incurred, including commissions, and have a strategy for ensuring that these costs are properly controlled.	Transaction costs are disclosed in the statement of accounts.
	11) Understanding transaction-related costs should be a clear consideration in letting and monitoring a contract and where appropriate, independent and expert advice should be taken, particularly in relation to transition management.	Understanding transaction costs are considered and where appropriate expert advice would be sought. Transaction costs are considered in the decision making process when any changes to the investment strategy are under discussion.
	12) The use of peer group benchmarks should be for comparison purposes only and not to define the overall fund objective.	The committee uses the services of WM Performance Measurers for independent monitoring of performance against benchmarks. Peer group benchmark performance is used for comparison purposes only.



<b><u>Principle</u></b>	<b><u>Best Practice Guidance (CIPFA)</u></b>	<b><u>Havering Position/Compliance</u></b>
<b>3. Risk and liabilities</b>		<b>SUMMARY: MAJORITY COMPLIANT</b>
<b>a) In setting and reviewing their investment strategy, administering authorities should take account of the form and structure of liabilities.</b>	The committee should:	
<b>b) These include the implications for local tax payers, the strength of the covenant for participating employers, the risk of their default and longevity risk.</b>	1) set an overall investment strategy for the fund that: represents its best judgement of what is necessary to meet the fund's liabilities given its understanding of the contributions likely to be received from employer (s) and employees; takes account of the committee's attitude to risk, and specifically its willingness to accept underperformance due to market conditions.	A full investment strategy review was carried out following the actuarial valuation results in 2007 and reassessed following the 2010 Valuation results. The fund has formulated its own asset allocation based on identified liabilities particular to the fund. The Fund's investment strategy was adopted having considered the members attitude to risks and are covered in the SIP and FSS.
	2) ensure that its investment strategy is suitable for its objectives and takes account of the ability to pay of the employers in the fund.	
	3) consider the extent to which the cash flow from the fund's assets should attempt to match the liabilities and the relevant timing. It should also consider the volatility of returns it is prepared to accept.	
	4) be aware of its willingness to accept underperformance due to market conditions. If performance benchmarks are set against relevant indices, variations in market conditions will be built in, and acceptable tolerances above and below market returns will be stated explicitly. Benchmarks are likely to be measured over periods of up to seven years.	The Fund in aggregate has a liability related benchmark (strategic benchmark). However for individual mandates, the fund managers have a specific benchmark (tactical benchmark) and a performance target that may be based on broad indices or composites. The targets are shown in the Fund's SIP.
	5) believe that regardless of market conditions, on certain asset classes, a certain rate of return is acceptable and feasible.	
	6) state whether a scheme specific benchmark has been considered and established and what level of risk, both active and market risk, is acceptable to it.	Specific benchmarks are considered as part of any investment strategy review and monitored on an on-going basis.

<b><u>Principle</u></b>	<b><u>Best Practice Guidance (CIPFA)</u></b>	<b><u>Having Position/Compliance</u></b>
	7) receive a risk assessment in relation to the valuation of its liabilities and assets as part of the triennial valuations. Where there is reasonable doubt during performance monitoring of the fund about valuation of assets and liabilities the CFO should ensure that a risk assessment is reported to the committee, with any appropriate recommendations for action to clarify and/or mitigate the risks.	The fund receives a risk assessment as part of the Valuation process with full consultation of the fund's Actuary. Performance is monitored and reported to the committee on a quarterly basis and includes recommendations for action where appropriate. Liabilities are only considered as part of the triennial valuations; however cash flow is monitored monthly and reported to committee quarterly.
	8) at the time of the triennial valuations, analyse factors affecting long-term performance and receive advice on how these impact on the scheme and its liabilities. The committee should also ask this question of its actuaries and other advisors during discussions on performance.	
	9) use reports from internal and external auditors to satisfy itself about the standards of internal control applied to the scheme to its administration and investment operations. Ensuring effective internal control is an important responsibility of the <b><u>CFO</u></b> .	The external auditor's opinion is included in the Pension Fund Annual Report. Internal control audits for pensions are undertaken annually by internal auditors and are reported to Audit Committee. Any identified issues would be reported to the Pensions Committee. Audited Internal Control reports are submitted by the Investment Managers and checked by officers for matters of concerns.
	10) The fund's Statement of Investment Principles should include a description of the risk assessment framework used for potential and existing investments.	The Pension Fund's Statement of Investment Principles includes a description of the risk assessment framework.
	11) Objectives for the overall fund should not be expressed in terms that have no relationship to the fund's liabilities, such as performance relative to other pension funds, or to a market index.	Objectives for the overall fund are set having regard to: the advisability of investing fund money in a wide range of investments; the suitability of particular investments and types of investments and the results of asset/ liability modelling.

<u>Principle</u>	<u>Best Practice Guidance (CIPFA)</u>	<u>Havering Position/Compliance</u>
	12) The Annual Report of the pension fund should include an overall risk assessment in relation to each of the fund's activities and factors expected to have an impact on the financial and reputational health of the fund. This could be done by summarising the contents of a regularly updated risk register. An analysis of the risks should be reported periodically to the committee, together with necessary actions to mitigate risk and assessment of any residual risk.	The Pension Fund currently does not have an overall risk assessment in the form of a risk register, although on-going risks are considered as part of the monitoring process. <b>ACTION:</b> Monitoring risk in the form of a risk register is being developed.

<b><u>Principle</u></b>	<b><u>Best Practice Guidance (CIPFA)</u></b>	<b><u>Havering Position/Compliance</u></b>
<b>4. Performance assessment</b>		<b>SUMMARY: FULLY COMPLIANT</b>
<b>a) Arrangements should be in place for the formal measurement of performance of the investments, investment managers and advisors</b>  <b>b) Administering authorities should also periodically make a formal assessment of their own effectiveness as a decision- making body and report on this to scheme members</b>	<u>Investments</u> The committee should:	
	1) explicitly consider, for each asset class invested, whether active or passive management would be more appropriate; where it believes active management has the potential to achieve higher returns, set both targets and risk controls that reflect this, giving managers the freedom to pursue genuinely active strategies; if setting limits on divergence from an index, ensure that they reflect the approximations involved in index construction and selection.	During the investment strategy review the Pension Fund considered and adopted its own asset allocation in full consultation with the fund's investment advisors, it considered and initially adopted full active management with appropriate targets and risk controls set. In light of the market events that followed, the Pensions Committee, after assessing the risks, agreed to reduce some of the active management and switch to passive management in relation to UK and overseas equities.
	2) explicitly consider, in consultation with its investment manager (s), whether the index benchmarks are appropriate, and in particular, whether the construction of the index creates incentives to follow sub-optimal investment strategies	
	3) Where active management is selected, divergence from a benchmark should not be so constrained as to imply index tracking (i.e. passive management) or so wide as to imply unconstrained risk.	Benchmarks are set in agreement with the fund's investment manager (s)

<b><u>Principle</u></b>	<b><u>Best Practice Guidance (CIPFA)</u></b>	<b><u>Hovering Position/Compliance</u></b>
	4) Performance targets in relation to benchmark should be related to clear time periods and risk limits and monitoring arrangements should include reports on tracking errors.	A performance monitoring report are presented to the committee quarterly and covers the latest quarter, rolling one year and three year performance. Where appropriate fund managers will report tracking errors. Each Fund Manager presents their performance reports to the committee on alternate quarters, on each other alternate quarters they meet with officers. This is with the exception of the passive equity manager and the absolute return manager who reports to officers and the committee once a year.
	5) Although returns will be measured on a quarterly basis a longer time frame (three to seven years) should be used to assess the effectiveness of the fund management arrangements and review the continuing compatibility of the asset/liability profile.	The asset /liability profile is considered at each triennial valuation.
	6) Investment activity in relation to benchmark should be monitored regularly to check divergence and any impact on overall asset allocation strategy.	In addition to officer reports, the investment adviser monitors and reports quarterly to the Pension Committee on performance, personnel, process and organisational issues of fund managers. The fundamental risk of the investment strategy not delivering the required – net of fee- return is measured quarterly in terms of the overall financial objective.
	7) Returns should be obtained from specialist performance agencies independent of the fund managers.	The Pension Fund uses the services of WM performance measurers who independently report against the overall fund and individual manager returns on a quarterly basis. WM returns are monitored against fund manager returns and discrepancies are investigated. WM also produce an annual performance report.

<b><u>Principle</u></b>	<b><u>Best Practice Guidance (CIPFA)</u></b>	<b><u>Having Position/Compliance</u></b>
	8) Investment manager returns should be measured against their agreed benchmark and variations should be attributed to asset allocation, stock selection, sector selection and currency risk, all of which should be provided by an independent performance measurement agency	Each quarter, WM measure fund manager returns against their agreed benchmarks and variations are attributed to asset allocation and stock selection. Relative risk is also measured and the degree of the manager deviating from the benchmark is included in the WM report.
	9) In addition to the overall fund returns the return achieved in each asset class should be measured so that the impact of different investment choices can be assessed (e.g. equities by country, fixed interest by country and type etc.).	The Pension Fund does not measure fund returns on an asset class basis because the focus is on how individual manager performance contributes to the overall fund performance. However the weightings in each asset class are monitored and reported.
	10) The use of peer group benchmarks (such as CIPFA/WM) may not be appropriate for directing a mandate of a manager insofar as they infer a common asset liability structure or investment requirement. Such benchmarks can be used for comparative information.	WM performance returns against peer group benchmarks are used for comparison purposes only.
	11) The mandate represents the instruction to the manager as to how the investment portfolio is to be managed, covering the objective, asset allocation, benchmark, flexibility, risk parameters, performance targets and measurement timescales.	The mandate agreed with the investment manager includes how it is to be managed and covers the objective, asset allocation, benchmark, flexibility, risk parameters, performance targets and measurement timescales.
	<b><u>Advisors</u></b>	
	12) The committee should devise a performance framework against which to measure the cost, quality and consistency of advice received from its actuaries. It is advisable to market test the actuarial service periodically.	Annual service assessments are undertaken for the services provided the Fund's actuary and advisors. They are measured against a set of criteria adopted by the Pension Committee.
	13) It is necessary to distinguish between qualitative assessments (which are subjective) and quantitative reviews which require the compilation of series of data and are therefore more long term by nature.	

<b><u>Principle</u></b>	<b><u>Best Practice Guidance (CIPFA)</u></b>	<b><u>Havering Position/Compliance</u></b>
	<p>14) Consultants should be assessed on a number of issues including the appropriateness of asset allocation recommendations, the quality of advice in choosing benchmarks and any related performance targets and risk profiles. The quality and appropriateness of the investment managers that are recommended and the extent to which advisors are proactive and consistent in recommending subsequent changes.</p> <p>15) When assessing managers and advisors it is necessary to consider the extent to which decisions have been delegated and advice heeded by officers and elected members</p>	
	<p><b>Decision-making bodies</b></p> <p>16) The process of self-assessment involves both officers and members of the committee reviewing a range of items, including manager selection, asset allocation decisions, benchmarking decisions, employment of consultants and best value outcomes;</p> <p>17) The objective of the reviews would be to consider whether outcomes were as anticipated, were appropriate, or could have been improved.</p> <p>18) The committee should set out its expectations of its own performance in its business plan. This could include progress on certain matters, reviews of governance and performance and attendance targets. It should include standards relating to administration of the committee's business such as:</p>	<p>Pensions Committee performance is reviewed as part of the Annual Report. Performance can be measured by the success or otherwise of the strategy put in place and the individual performance of investment managers appointed by the committee, and full compliance with governance requirements including attendance at all training sessions.</p> <p>The Business Plan sets out the expectations of the committee.</p>

<b><u>Principle</u></b>	<b><u>Best Practice Guidance (CIPFA)</u></b>	<b><u>Havering Position/Compliance</u></b>
	19) Attainment of standards set down in CIPFA's soon to be published knowledge and skills framework; achievement of required training outcomes; achievement of administrative targets such as dates for issuing agendas and minutes.	Achievement of training outcomes is self-assessed by the Pensions Committee. Targets such as dates for issuing agendas and minutes are strictly adhered to. Achievement of administrative targets is reported in the Pension Fund Annual report.
	20) This assessment should be included in the fund's Annual Report.	The assessment of the committee expectations and training are included in the Annual Report.



<b><u>Principle</u></b>	<b><u>Best Practice Guidance (CIPFA)</u></b>	<b><u>Havering Position/Compliance</u></b>
<b>5. Responsible ownership</b>  <b>Administrating authorities should:</b> <b>a) adopt, or ensure their investment managers adopt, the Institutional Shareholders' committee Statement of Principles on the responsibilities of shareholders and agents</b>  <b>b) include a statement of their policy on responsible ownership in the statement of investment principles</b>  <b>c) report periodically to scheme members on the discharge of such responsibilities.</b>		<b>SUMMARY: FULLY COMPLIANT</b>
	1) Policies regarding responsible ownership must be disclosed in the statement of investment principles which must be contained the annual report.	Policies on Social Environmental and ethical considerations are disclosed in the SIP, a copy of which is also included in the Pension Fund Annual Report.
	2) Responsible ownership should incorporate the committee's approach to long term responsible investing including its approach to consideration of environmental, social and governance issues.	The Pension Committee has considered socially responsible investments and the view has been taken that non-financial factors should not drive the investment process to the detriment of the financial return of the fund.
	3) The committee should discuss the potential for consideration of environmental, social and governance issues to add value, in accordance with its policies on responsible investing, when selecting investment managers and in discussing their subsequent performances.	Over the long term, the Pensions Committee requires the investment managers to consider, as part of the investment decisions, socially responsible investment issues and the potential impact on investment performance.
	4) Authorities may wish to consider seeking alliances with either other pension funds in general, or a group of local authority pension funds, to benefit from collective size where there is a common interest to influence companies to take action on environmental, social and governance issues e.g. LAPFF.	
	5) It is important to ensure that through the terms of an explicit strategy that an authority's policies are not overridden, negated or diluted by the general policy of an investment manager.	The SIP is distributed to fund managers so that they are aware of the overall strategy. Fund managers are included in the consultation process if there are major changes.

<u>Principle</u>	<u>Best Practice Guidance (CIPFA)</u>	<u>Having Position/Compliance</u>
	6) Where the exercise of voting action is separated from the investment manager, authorities should ensure that the appropriate investment decision is taken into account by reference to those appointed to manage the investments. Authorities may use the services of external voting agencies and advisors to assist compliance in engagement. Measuring effectiveness is difficult but can only be achieved by open monitoring of action taken	Fund managers have been given delegated authority to vote in accordance with their proxy voting policies. Fund Managers report voting activity quarterly and made available for the Pensions Committee to review.
	7) The committee should ensure that investment managers have an explicit strategy, setting out the circumstances in which they will intervene in a company that is acceptable within the committee's policy.	Consideration of compliance will need to be given for future appointments. For existing investment managers, where applicable they are compliant or work is well underway to becoming compliant.
	8) The committee should ensure that investment consultants adopt the institutional shareholder committee (ISC) statement of practice relating to consultants.	The ISC is a <b>voluntary</b> code of practice and applies to institutional investors on a comply-or-explain basis. Currently all of the funds investment consultants have adopted the voluntary code.
	9) The ISC's Statement of Principles on the responsibilities of shareholders and agents sets out best practice in relation to their responsibilities in respect of investee companies, in that they will: set out their policy on how they will discharge their responsibilities; monitor the performance of, and establish, where necessary, a regular dialogue with investee companies; intervene where necessary; evaluate the impact of their engagement and report back to clients and beneficial owners.	
	10) The United Nations Environment Programme Finance Initiative (UNEP FI) has published Principles for Responsible Investment (UNPRI) and has encouraged asset owners and asset managers to sign up and commit to the principles	

<b><u>Principle</u></b>	<b><u>Best Practice Guidance (CIPFA)</u></b>	<b><u>Havering Position/Compliance</u></b>
<b>6. Transparency and reporting</b>  <b>Administrating authorities should:</b>  <b>a) act in a transparent manner, communicating with stakeholders on issues relating to their management of investment, its governance and risks, including performance against stated objectives</b>  <b>b) provide regular communication to scheme members in the form they consider most appropriate.</b>		<b>SUMMARY: FULLY COMPLIANT</b>
	The committee should:	
	1) ensure that its Governance Compliance Statement is maintained regularly. It should actively challenge any non-compliance and be very clear about its reasons for this and be comfortable with the explanations given.	The Governance Compliance Statement is considered and reviewed by the Pensions Committee on an annual basis. Any non-compliance is reported and necessary actions included.
	2) have a comprehensive view of who its stakeholders are and the nature of the interests they have in the scheme and the fund. There should be a clearly stated policy on the extent to which stakeholders will take a direct part in the committee's functions and those matters on which they will be consulted.	The Governance Compliance Statement includes a statement on the extent to which stakeholders will take a direct part in the Pensions Committee's functions. Stakeholders are consulted and notified on major strategic and legalisation matters.
	3) build an integrated approach to its own governance and to communicating this and all other aspects of its work to its stakeholders.	The work of the Pensions Committee is publicly available on the Council's website at <a href="http://www.havering.gov.uk">www.havering.gov.uk</a> , follow links for council & democracy, committees, then pension committee. There is also a dedicated page on the Council's website for the pension fund under the page for council and democracy. How the work is communicated to its stakeholders is included in the fund's Communication Strategy.
	4) seek examples of good practice from the published reports and communication policies of other pension funds. It should also share examples of its own good practice. The full range of available media should be considered and used as appropriate.	Havering has undertaken partnership working with the London Pension Fund Authority who have developed a website to enable pension sharing best practices across the London boroughs at <a href="http://www.yourpension.org.uk">www.yourpension.org.uk</a> . Havering Pension Fund is also members of the CIPFA Pensions Network and the London Pension Fund Forum which are good sources of sharing best practices.

<b><u>Principle</u></b>	<b><u>Best Practice Guidance (CIPFA)</u></b>	<b><u>Havering Position/Compliance</u></b>
	5) compare regularly its annual report to the regulations setting out the required content and, if the report does not fully comply with the requirements, should ensure that an action plan is produced to achieve compliance as soon as possible.	The required content of the Annual Report complies with that stated in the LGPS (Administration) Regulations 2008.
	6) The Funding Strategy (FSS), the Statement of Investment Principles (SIP) and the Governance Compliance Statement are core source documents produced by the fund to explain their approach to investments and risks.	The FSS, the SIP and the Governance Compliance Statement are available on the Council's website at <a href="http://www.havering.gov.uk">www.havering.gov.uk</a> and are included on a dedicated page for the Pension Fund under the link for council and democracy. This page also includes the pension fund's Communication Strategy. Where applicable reference to all these documents is made in other publications.
	With regard to the FSS and SIP, they should: 7) contain delegation process and the roles of officers, members, external advisors and managers should be differentiated. The process by which the overall fund allocation process has been determined and include reference to assumptions as to future investment returns; mandates given to managers should describe fees structures, scale of charges, whether ad valorem or fixed, performance element built in, stating the implications for risk control; copies should be made available and its availability made clear in publications.	The policies includes: the delegation process and the roles of officers, members, external advisors and managers are differentiated; the process by which the fund allocation process has been determined and includes references to assumptions on future returns; mandates given to each manager are described, including fees; and implications for risk control.
	With regard to the Governance Compliance Statement it must include: 8) information on whether administrating authority delegates, the whole or part function; if it does delegate must state frequency of meetings, terms of reference, structure and operational procedures. It must also include whether the committee includes representatives of employing authorities and if so, whether they have voting rights.	The Governance Compliance Statement includes information on the administering authorities' delegation process and functions delegated to the Pensions Committee. It also includes the frequency of meetings, terms of reference, structure and operational procedures.

<b><u>Principle</u></b>	<b><u>Best Practice Guidance (CIPFA)</u></b>	<b><u>Haivering Position/Compliance</u></b>
	9) details of the extent to which it complies with CLG guidance. Where the statement does not comply, reasons must be given. A copy of the statement must be sent to the CLG.	The Governance Compliance Statement also includes a table which shows the extent of compliance with CLG guidance and a copy has been sent to the CLG.
	<p>With regard to the fund's Communication Strategy it must:</p> <p>10) set out the administering authority's policy on: the provision of information and publicity about the scheme to members, representatives of members and employing authorities; the format, frequency and method of distributing such information or publicity; the promotion of the scheme to prospective members and their employing authorities.</p>	The Communication Statement includes: the administering authorities' policy on provision of information and publicity about the scheme, it also includes the format, frequency and method of distribution of such information.